

MIMER MEDICAL COLLEGE, TALEGAON DABHADE

Department of Ophthalmology

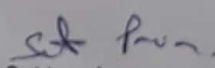
Lecture Teaching Schedule for the Month of May- 2022

III/I MBBS CBME Based Teaching Schedule

Start from 18.04.2022

Thursday and Saturday

DATE	TIME	TOPIC Code	Topic	TEACHER
05.05.2022-Thursday	08 to 9am	OP7.2	Describe and discuss the aetio-pathogenesis, stages of maturation and complications of cataract	Dr. Amol Walke
07.05.2022-Saturday	09 to 10am	Integrated Teaching	Lacrimal Apparatus	Dr. Vibhavari Barhate
12.05.2022-Thursday	08 to 9am	OP7.2	Describe and discuss the aetio-pathogenesis, stages of maturation and complications of cataract	Dr. Amol Walke
14.05.2022 (2nd Saturday) to 21.05.2022(3rd Saturday) 07 days summer vacation)				
26.05.2022-Thursday	08 to 9am	OP4.1	Enumerated, describe and discuss the types and causes of corneal ulceration.	Dr. Sachin Mantawar
28.05.2022	4th Saturday			


Prof & Head

Prof. & Head
Dept of Ophthalmology
MIMER Medical College
Talegaon-Dabhade

MIMER MEDICAL COLLEGE, TALEGAON DABHADE

Department of Ophthalmology Tutorial Teaching Schedule for the Month of MAY- 2022


III/I MBBS CBME Based Teaching Schedule Start from 18.04.2022

DATE	Batch	TIME	Topic Code	Topic	TEACHER
02.05.2022-Monday	51-100	1.30 to 2.30pm	OP2.3	Demonstrate under supervision clinical procedure performed in the lid including: bells phenomenon, assessment of entropion/ectropion ,perform the regurgitation test of lacrimal sac, massage technique in congdacryocystitis and trichiatic cilia removed by epilation	Dr. Sujit Bahekar
05.05.2022-Thurs	101-150	1.30 to 2.30pm	OP2.3	Demonstrate under supervision clinical procedure performed in the lid including: bells phenomenon, assessment of entropion/ectropion ,perform the regurgitation test of lacrimal sac, massage technique in congdacryocystitis and trichiatic cilia removed by epilation	Dr. Viraj Padwal
06.05.2022-Friday	1-50	1.30 to 2.30pm	OP2.3	Demonstrate under supervision clinical procedure performed in the lid including: bells phenomenon, assessment of entropion/ectropion ,perform the regurgitation test of	Dr. Sujit Bahekar

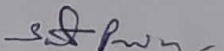
Sujit Bahekar

Prof. & Head
Deptt of Ophthalmology
MIMER Medical College
Talegaon-Dabhade

				lacrimonal sac, massage technique in dacryocystitis and trichiasis removed by epilation	
09.05.2022-Monday	51-100	1.30 to 2.30pm	OP3.1	Elicit document and present an appropriate history in a patient presenting with a "red eye" including congestion, discharge, pain	Dr. Viraj Padwal
12.05.2022-Thurs	101-150	1.30 to 2.30pm	OP3.1	Elicit document and present an appropriate history in a patient presenting with a "red eye" including congestion, discharge, pain	Dr. Sujit Bahekar
13.05.2022- Friday	1-50	1.30 to 2.30pm	OP3.1	Elicit document and present an appropriate history in a patient presenting with a "red eye" including congestion, discharge, pain	Dr. Viraj Padwal
14.05.2022 to 21.05.2022 SUMMER VACATION					
23.05.2022-Monday	51-100	1.30 to 2.30pm	OP3.2	Demonstrate document and present the correct method of examination of a red eye including vision assessment, corneal luster, pupil abnormality, ciliary tenderness	Dr. Sujit Bahekar
26.05.2022-Thurs	101-150	1.30 to 2.30pm	OP3.2	Demonstrate document and present the correct method of examination of a red eye including vision assessment, corneal	Dr. Viraj Padwal


 Prof. & Head
 Dept of Ophthalmology
 MIMER Medical College
 Talegaon-Dabhade

				luster, pupil abnormality, ciliary tenderness	
27.05.2022-Friday	1-50	1.30 to 2.30pm	OP3.2	Demonstrate document and present the correct method of examination of a red eye including vision assessment, corneal luster, pupil abnormality, ciliary tenderness	Dr. Sujit Bahekar


Prof & Head

Prof. & Head
Deptt of Ophthalmology
MIMER Medical College
Talgaon-Dabhade