

Department of Anatomy

Department	Name of the faculty Qualification IMR Number	Current Designation on & Date of promotion	Nature of employment Regular/ Permanent or Contract / outsourced	Details of service in the Last 5 years					Number of lectures taken /year Topics covered
				1	2	3	4	5	
				2018	2019	2020	2021	2022	
Anatomy	Dr. Shashank Vedpathak M.S (Anatomy) MMC Reg.No-2001/08/3024	Professor & H.O.D Promoted as Prof on 01/05/2021	Regular	Asso.Prof at MIMER Medical College, Talegaon (D) since 02/03/2012	Asso.Prof at MIMER Medical College, Talegaon (D) since 02/03/2012	Asso.Prof at MIMER Medical College, Talegaon (D) since 02/03/2012	Promoted as Professor at MIMER Medical College, Talegaon (D) since 01/05/2021	as Professor & HOD at MIMER Medical College, Talegaon (D) since 01/05/2021	Total :- 46 1) Foundation Course - 1 2) General Anatomy - 2 3) General Histology - 15 4) Systemic Histology - 15 5) Genetics - 8 6) Gross anatomy CNS - 3 7) Ortho PG Lecture - 2
Anatomy	Dr. Swati Belsare M.S (Anatomy) MMC Reg.No-1986/01/55707	Professor & Principal Promoted as Principal on 01/06/2021	Regular	Prof. & HOD at MIMER Medical College, Talegaon (D) since 01/09/2010	Prof. & HOD at MIMER Medical College, Talegaon (D) since 01/09/2010	Prof. & HOD at MIMER Medical College, Talegaon (D) since 01/09/2010	Promoted as Principal at MIMER Medical College, Talegaon (D) since 01/06/2021	Principal at MIMER Medical College, Talegaon (D) since 01/06/2021	Total :- 43 1) Foundation Course - 2 2) General Embryology - 7 3) Cardiovascular - 5 4) Respiratory system - 2 5) HNF - 6 6) CNS - 6 7) Gastro intestinal system - 7 8) Urinary system - 4 9) Reproductive system - 3 10) ECE Pleura - 1
Anatomy	Dr. Sushama Chavan M.S (Anatomy) MMC Reg.No- 1996/07/080274	Professor on 01/01/2020	Regular	Prof. & HOD at Pravara Institute of Medical Sciences RMC, Loni, since 15/09/2016	Prof. & HOD at Pravara Institute of Medical Sciences RMC, Loni, since 15/09/2016	Professor at MIMER Medical College, Talegaon (D) since 01/01/2020	Professor at MIMER Medical College, Talegaon (D) since 01/01/2020	Professor at MIMER Medical College, Talegaon (D) since 01/01/2020	Total :- 55 1) Foundation Course - 1 2) General Anatomy - 4 3) Supex - 3 4) Thorax - 3 5) Abdomen - 11 6) Infex - 7 7) HNF - 12 8) CNS - 6 9) Ortho PG Lecture - 2 10) ECE - 6
Anatomy	Dr. Vivek Nirmale M.D (Anatomy) MMC Reg.No-2005/01/0025	Professor Promoted as Prof on 01/11/2021	Regular	Asso.Prof at MIMER Medical College, Talegaon (D) since 01/03/2018	Asso.Prof at MIMER Medical College, Talegaon (D) since 01/03/2018	Asso.Prof at MIMER Medical College, Talegaon (D) since 01/03/2018	Promoted as Professor at MIMER Medical College, Talegaon (D) since 01/11/2021	Professor at MIMER Medical College, Talegaon (D) since 01/11/2021	Total :- 52 1) General Anatomy - 1 2) CNS - 6 3) Supex - 8 4) Thorax - 4 5) Abdomen - 12 6) Infex - 8 7) HNF - 7 8) ECE - 6
Anatomy	Dr. Sonali Khake M.D (Anatomy) MMC Reg.No-2002/07/2617	Asso.Prof Promoted as Asso. Prof. on 01/08/2018	Regular	Asso.Prof at MIMER Medical College, Talegaon (D) since 01/08/2018	Asso.Prof at MIMER Medical College, Talegaon (D) since 01/08/2018	Asso.Prof at MIMER Medical College, Talegaon (D) since 01/08/2018	Asso.Prof at MIMER Medical College, Talegaon (D) since 01/08/2018	Asso.Prof at MIMER Medical College, Talegaon (D) since 01/08/2018	Total :- 57 1) Foundation Course - 4 2) General Anatomy - 3 3) Supex - 8 4) Thorax - 5 5) Abdomen - 12 6) Infex - 7 7) HNF - 7 8) CNS - 5 9) ECE - 6
Anatomy	Dr. Ashwini Bhele M.D (Anatomy) MMC Reg.No-2013/08/2766	Tutor 11/01/2021	Regular	Tutor at Govt. Medical College, Chandrapur since 01/08/2018	Asst.Prof at Government Medical College, Chandrapur since 02/01/2019	---	Tutor at MIMER Medical College, Talegaon (D) since 11/01/2021	Tutor at MIMER Medical College, Talegaon (D) since 11/01/2021	Total :- 05 1) Abdomen - 2 2) HNF - 2 3) CNS - 1
Anatomy	Dr. Amar Kore M.B.B.S.	Tutor 04/01/2022	Regular	---	---	---	---	Appointed as a Tutor w.e.f 04/01/2022	No Lectures

Prof. & Head
Dept. of Anatomy
MIMER Medical College
Talegaon Dabhade


K. Sawant
Principal
MIMER Medical College
Talegaon Dabhade

MIMER Medical College, Talegaon (D), Dist Pune
Department of Anatomy


Annexure - I


Sr.No	Faculty Name	Number of Publications	Publication in Vancouver referencing style.	Pubmed indexed Yes / No	Scopus
1	Dr Shashank Vedpathak	1	Dr Shashank Vedpathak, Dr. S.S.Dhapate, Dr. Vivek Nirmale Morphological study of human cataract lens nuclei Medpulse international journal of Anatomy, December 2019; 12 (3): 63-67	Yes	Yes
		2	Dr Shashank Vedpathak, Dr. S.S.Dhapate, Dr. Vivek Nirmale Histological and biochemical study of human cataractous lens nuclei Medpulse international journal of Anatomy, November 2019; 12 (2): 53-58	Yes	Yes
		3	Dr Shashank Vedpathak, Dr S.S. Dhapate, Dr. Sandeep Bendale Study of changes in colour and morphological parameters in human cataractous lens nuclei International journal of anatomy and research, October 2019 7 (4.2): 7119-22	No	No
		4	Dr. Shashank Vedpathak, Dr Dhanaji Jadhav, Dr. Swati Belsare Ultrasonographic Study Of Transverse Diameter Of Fetal Cerebellum And Length of femur As Markers for Accurate Estimation of Gestational Age International Journal of Anatomy and Research, October 2019 Int J Anat Res 2020,8(1.3):7360-66. 2321-428	No	No
		5	Dr. Sandeep Bendale, Dr. Shashank Vedpathak Sonographic Evaluation of Rotator Cuff Pathologies Causing Restricted Movements of Shoulder International Journal of Contemporary Medicine Surgery and Radiology. 2019;4(3):C276-C280	No	No
		6	Dr. Sandeep Bendale, Dr. Shashank Vedpathak Sonographic Evaluation of Shoulder Pathologies associated with Rotator cuff tear in Patients with Restricted Shoulder Movements ijcmr_331 Published article International Journal of Contemporary Medicine Surgery and Radiology. 2019;4(4):D54-D57.	No	No
		7	Dr Dhanaji Jadhav, Dr Shashank Vedpathak. Variations in the shapes of coronoid process of adult human mandible in Marathwada and western Maharashtra. MedPulse – International Journal of Anatomy. November 2017; 4(2): 17-19.	No	No
		8	Dr Vivek Nirmale, Dr Dhanaji Jadhav, Dr Shashank Vedpathak, Dr Swati Belsare, Regional and racial variations of chilotic line index in human adult hip bones: A comparative study Medpulse international journal of Anatomy, November 2017; 4(2):25-28	No	No
		9	Dr J C Hundekari, Dr Kalyan Chilwant, Dr Shashank Vedpathak, Does alteration in backpack load affects posture of school children IOSR Journal of Medical and Dental Colleges, Vol 7, Issue 4, may-Jun 2013	No	No
		10	Dr. S. B. Vedpathak, Dr. S. Dope, Dr. S. Belsare Reverse Palmaris Longus – A case Report Indian Journal of Medical sciences – vol-1-46 to 48	No	No
2	Dr. Swati Belsare	1	Dr.Sonali Khake ,Dr.Dinit Tom, Dr.Swati Belsare Variations in the branching pattern of musculocutaneous nerve with respect to communicating branch International Journal of Anatomical Variations Sept. 2018	No	No
		2	Dr.Dinit Tom, Dr.Sonali Khake ,Dr.Swati Belsare & Dr. M.M.Mutalik Variations in the Lateral root of median nerve International Journal of Anatomy and research, Aug. 2018	No	No
		3	Dr.Sonali Khake , Dr.Swati Belsare Variability of Small Bowel Length: Correlation with height, waist circumference and gender Italian Journal Of Anatomy and Embryology, June 2018	No	No
		4	Dr.Maitreyee Mutalik, Dr.Swati Belsare Methods to learn human anatomy : Perceptions of medical students in Para clinical & Clinical phases regarding cadaver dissection and other learning methods” International J. of Research in Medical Science 2016 Vol 04 (7)	No	No
		5	Dr. P. P. Burute Dr. S. Roychoudhury Dr. S. M. Belsare Congenital Diaphragmatic Hernia with Lung Hypoplasia”- A cause of sudden Death in a Neonate IOSR Journal & Dental of Medical Sciences Vol. 08 Issue 5(July – Aug 2013) 9 – 12	No	No
		6	Dr. P.N. Chaware, Dr.S.M.Belsare Variational Anatomy of segmental branches of splenic Artery” Journal of clinical Diagnostic Research 2012 Vol – 06 (2) 159 to 162	No	No
		7	Dr. P.N. Chaware, Dr.S.M.Belsare The Morphological Variations of Human Spleen” Journal of clinical & Diagnostic Research 2012 Vol-06 01 to 03	No	No
		8	Dr. S. B. Vedpathak, Dr. S. Dope, Dr. S. Belsare Reverse Palmaris Longus – A case Report Indian Journal of Medical sciences – vol-1-46 to 48	No	No


Prof. & Head
Dept. of Anatomy
MIMER Medical College
Talegaon Dabhade



Principal
MIMER Medical College
Talegaon Dabhade


		9	Ectopic Kidney & Associated Anomalies", A Case Report, Journal of Anatomical Society Of India, December 2002, Volume 51(2) 236-238	No	No
3	Dr. S.K.Chavan	1	Dr. Kamal Pawar, Dr. S.K.Chavan, Dr. Mohini Joshi Morphometric study of Suprascapular notch & its Variations in dried human Scapulae. European Journal of Medical & Health Sciences, October 2020, 2, 2593 - 8339	No	No
		2	Dr. K.R. Gandhi, Dr.S.K.Chavan Revisiting the morphology of pelvicalyceal system in human cadaveric kidney with a systematic review of literature, 2019, Asian journal of Urology, 2019, 6 (3), 249 - 255	No	No
		3	Dr. A.R. Desai, Dr.S.K.Chavan Study of Morphometry & Elastic Distribution in left & Right Coronary Arteries. Journal of Krishna Institute of Medical Sciences (JKIMSU), 2019, 8 (2), 29 - 39	No	No
		4	Dr. A.R. Desai, Dr.S.K.Chavan Perception of the Genetics in Medical Curriculum by Undergraduates in Western Maharashtra, 2019, METHODS 3 (04), 20 - 24	No	No
		5	Dr. A.R. Desai, Dr.S.K.Chavan Histo - Morphometric study of various segments of vertebral artery in human cadavers, 2019, Int. J. Anat. Res 7 (1.1), 6102 - 07	No	No
		6	Dr.Namrata Chavan-Marathe , Dr.S.K.Chavan , Dr.Piyush Marathe Variant anatomy of Extensor indicis Muscle & its clinical significance Applied Physiology and Anatomy Digest [P ISSN: 2456 – 4095] June 2019 (4) 01 , 05 - 10	No	No
		7	Dr. A.R. Chepte, S.pakhale Dr.S.K.Chavan Perception of the Genetics in Medical Curriculum by Undergraduates in Western Maharashtra, 2019, METHODS 3 (04), 20 - 24	No	No
		8	Dr.S.K.Chavan, Dr.M.M. Joshi Morphometry and morphology of fissures of liver International Journal of Anatomy and Research, Int J Anat Res 2017, Vol 5(3.2):4284-89. ISSN 2321-4287 DOI: https://dx.doi.org/10.16965/ijar.2017.310.02-05-2017	No	No
		9	Dr.S.K.Chavan, Dr. M.M.Joshi New perspective of hyoid bone morphology, 2019 , E.C.Clinical & Experimental Anatomy National May 2017	No	No
		10	Dr. S.K.Chavan, Dr. R.N. Wabale Reviewing morphology of Quadriceps femoris muscle Journal of Morphological Sciences, 2016, 33 (02), 112 - 117	No	No
		11	S.K..Chavan, K.D.Chavan, P.A.Giri, J.M.Farooqui View of medical teachers regarding use of Audio-visual aids in lecture delivery International Journal of Education and Research in Health Sciences Dec 2015 vol 1 issue 1	No	No
		12	Chavan S.K. Chavan K.D. Giri PA Jogdand S.S Perception of medical student regarding use of audio- visual aids in lecture delivery ISOR J of research and method of education Aug 14	No	No
		13	K.R. Gandhi ¹ , V.K. Verma ² , S.K. Chavan ¹ , S.D. Joshi ¹ , S.S. The morphology of lumbar sympathetic trunk in humans: a cadaveric study Folia Morphol. Vol. 72, No. 3, pp. 217–222 DOI: 10.5603/FM.2013.0036 Copyright © 2013 Via Medica ISSN 0015–5659	No	No
		14	S. A. Mani, S. K. Chavan, C. S. Makhani Age estimation by morphological analysis of third molar maturity on orthopantomograph Indian Journal of Forensic Medicine and Pathology Vol. 26 No. 2 July- December 2009	No	No
4	Dr. Vivek Nirmale.	1	Dr Shashank Vedpathak, Dr. S.S.Dhapate, Dr. Vivek Nirmale. Morphological study of human cataract lens nuclei. Medpulse international journal of Anatomy, December 2019; 12 (3): 63-67.	No	No
		2	Dr Shashank Vedpathak, Dr. S.S.Dhapate, Dr. Vivek Nirmale. Histological and biochemical study of human cataractous lens nuclei. Medpulse international journal of Anatomy, November 2019; 12 (2): 53-58.	No	No
		3	Dr.Vivek K Nirmale, Dr. Dhanaji S Jadhav, Dr.Shashank B Vedpathak, Dr.Swati Belsare. Variations in the shapes of the coronoid process of adult human mandible in Marathwada and Western Maharashtra region MedPulse – International Journal of Anatomy. November 2017; 4(2): 17-19	No	No
		4	Dr.Dhanaji S Jadhav, Dr.Vivek K Nirmale, Dr.Dhapate S. S. Sexual dimorphism of human mandible by using various parameters in the population of Maharashtra. National Journal of Medical Sciences. (ISSN:2250-1525) Jan-June 2017, vol 6, no.2, pg 8-11.	No	No
		5	Dr.Vivek K Nirmale, Dr.Dhanaji S Jadhav, Dr.Mohammad Laeeque, Dr.Chaya V. Diwan.Study of metopic sutures in adult Skull. National Journal of Medical Sciences. (ISSN:2250-1525) Jan-June 2017, vol 6, no.1 pg.35-40.	No	No
		6	Dr.Vivek K Nirmale, Dr.Mohammad Laeeque, Dr.Chaya V Diwan.Unilateral absence of foramen transversarium in the human atlas vertebra: A case report. International J. of Recent Trends in Science and Technology. (2277-2812 , 2249-8109) 22, 2, 2017 , 110-112.	No	No
		7	Dr.Vivek K Nirmale, Dr.Dhanaji S Jadhav, Dr.Shashank B Vedpathak, Dr.Swati Belsare. Regional and racial variations of chilitic line index in human adult hip bones: A comparative study. Med Pulse – International Journal of Anatomy. (Print ISSN:2550-7621) (Online ISSN: 2636-4557) November 2017; 4(2): 25-28.	No	No


 Prof. & Head
 Dept. of Anatomy
 MIMER Medical College
 Talegaon Dabhade


 Principal
 MIMER Medical College
 Talegaon Dabhade

		8	Dr.V.K. Nirmale, Dr. Md. Laeeque, Dr. C.V. Diwan Assessment of Reliability of various criteria used in adult hip bone sex differentiation Int, Journal of Anatomy and research December 2016, Vo.-IV (4); 3185-89	No	No
		9	Dr. Md Laeeque, Dr. V K Nirmale and Dr. C V Diwan. Study of Prevalence of Tibial Length Inequality on Both Sides. International Journal of Recent Trends in Science and Technology. (ISSN: 2277-2812) Vol. 5, Issue 3, 2013. Page 161-163.	No	No
		10	Dr. Md Laeeque, Dr. V K Nirmale and Dr. C V Diwan Derivation of Demarcating Points for Sex Determination from Skull. International Journal of Recent Trends in Science and Technology. (ISSN: 2277-2812) . Vol. 6, Issue 1, 2013. Page 56-59.	No	No
		11	Dr. Md Laeeque, Dr. V K Nirmale and Dr. C V Diwan. Determination of Sex of Femur by Combination of Parameters. International Journal of Basic Medical Science. (ISSN: 0976-3554) March 2013, Vol 3, issue 6, page 173-177.	No	No
		12	Dr. V K Nirmale, Dr. Md Laeeque and Dr. C V Diwan. Variation in The Frequency of Os Incae In Human Skull. International Journal of Basic Medical Science. (ISSN: 0976-3554) Dr. V K Nirmale, Dr. Md Laeeque and Dr. C V Diwan. April 2012, Vol 3, issue 1, page 39-44.	No	No
		13	Dr. V K Nirmale, Dr. S.B. Sukre and Dr. C V Diwan. Multiple Sutural Bones at The Lamboid Suture- A Case Report. Medicolegal Updates Journal No. 2196/MLU/2012. January-June 2013. Volume 13, issue 1, page 200-202.	No	No
		14	Dr. V K Nirmale, Dr. U W Mane, Dr. S.B. Sukre and Dr. C V Diwan. Morphological Features of Human Mandible. International Journal of Recent Trends in Science and Technology. (ISSN: 2277-2812) Vol. 3, Issue 2, 2012. Page 38-43.	No	No
5	Dr.Sonali Khake	1	Dr.Sonali Khake ,Dr.Dinit Tom, Dr.Swati Belsare Variations in the branching pattern of musculocutaneous nerve with respect to communicating branch International Journal of Anatomical Variations Sept. 2018 Volume 11, Issue 3, ISSN: 1308-4038	No	No
		2	Dr.Dinit Tom, Dr.Sonali Khake ,Dr.Swati Belsare & Dr. M.M.Mutalik Variations in the Lateral root of median nerve International Journal of Anatomy and research, Aug. 2018 Volume 6 (3):5441-44.ISSN: 2314-4287.	No	No
		3	Dr.Sonali Khake , Dr.Swati Belsare Variability of Small Bowel Length: Correlation with height, waist circumference and gender Italian Journal Of Anatomy and Embryology, June 2018 123(3), 312-319. Published May 27, 2019 ISSN 1122-6714	No	No
		4	Dr.Sonali Khake1, Dhanaji Jadhav 2 , Swati Belsare 3 .Clinical implications of Accessory Anterior Belly of Digastric Muscle : A case study, MIMER Medical Journal 2017 Vol 1(2)		
6	Dr.Ashwini Bhele	1	Dr.H. M.Ughade, Dr.Ashwini Bhele, Dr.Sanobar Shaikh Umesh s. Joge Morphomeric study of human talus - A cross sectional study, International Journal of Anatomy and Research, 2017, 5 (3.2), 4265 - 68, 2321 - 4287	No	No
		2	Dr.Ashwini Bhele Dr.H. M.Ughade, Dr.Sanobar Shaikh Umesh s. Joge A study of course, Branches & Variations of the Coronary Arteries in the Human Cadaveric Heart, International Journal of Contemporary Medical Research, 2017, 4 (7), 1533 - 1537,	No	No
7	Dr.Amar Kore	-	-	-	-


 Prof. & Head
 Dept. of Anatomy
 MIMER Medical College
 Talegaon Dabhade


 Principal
 MIMER Medical College
 Talegaon Dabhade

MIMER Medical College, Talegaon (D)
Department of Anatomy

Sr. No.	Faculty Name	Basic course workshop in MET	Revised Basic course workshop & Training in (AETCOM)	Basic Workshop in Research Methodology	Curriculum Implementation Support Program	Basic Course In Biomedical research Swayam
1	Dr.Shashank Vedpathak	4th to 6th Feb 2015	—	23rd to 25th Aug.2016	26th to 28th June 2019	—
2	Dr.Swati Belsare	1)11th to 13th Dec. 2014 2)4th to 6th Feb. 2015 3)10th May 2015 4) 21st Sept. 2015	22th, 23rd & 24th Sept. 2015	1)6th to 7th Oct. 2015 2) 14th to 16th Oct..2015	13rd to 15th March 2019	—
3	Dr.Sushama Chavan	1)18th to 26th Aug. 2010 2)18th to 20th Dec. 2012 3) 6th & 7th Oct. 2016 4) 7th to 9th sept. 2018	21st to 23rd May 2019	1)18th & 19th April 2006 2)16th to 18th Jan. 2013	1) 2nd to 4th May 2019 2) 27th to 29th June 2019	Aug. to Dec. 2020
4	Dr.Vivek Nirmale	9th to 11th Oct. 2018	23rd to 26th Sept.2019	1) 23th -25th November 2011 2)16th to 18th Aug. 2018	29th to 30th Sept 2020	Nov. 2021
5	Dr.Sonali Khake	4th to 6th Feb 2015	—	1) 6th to 7th Oct. 2015 2)16th to 18th Aug. 2018	—	Aug. to Dec. 2020
6	Dr. Ashwini Bhele	—	—	—	10th to 12th June 2019	—
7	Dr. Amar Kore	—	—	—	—	—


Prof. & Head
Dept. of Anatomy
MIMER Medical College
Talegaon Dabhade


Principal
MIMER Medical College
Talegaon Dabhade