

# **M.I.M.E.R. MEDICAL COLLEGE TALEGAON (D)**

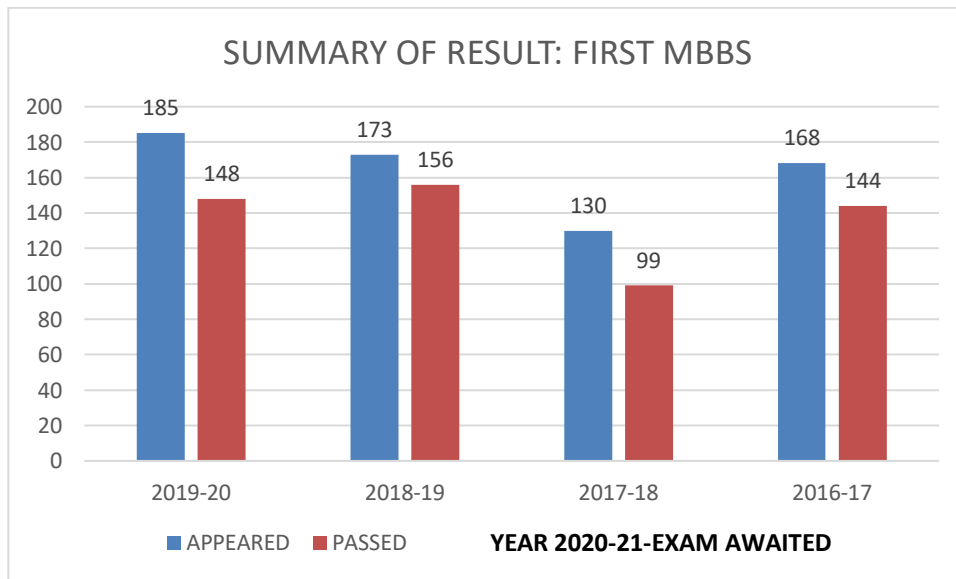
## **Outcome analysis of PROGRAMMES and COURSES in last five years**

- The Institute follows the University stated program outcomes and course outcomes for its all-academic programs.
- Syllabus given by State authority (MUHS) and central authority ( NMC) are followed for each subject.
- At the beginning of academic year itself , Faculty and students are made aware of the learning outcomes of courses and programs .
- MET training is provided to faculty for teaching and learning objectives and outcomes.
- Interns and Postgraduate students maintain logbooks which are regularly monitored.
- Regular monitoring of the performance of the students in examinations is done by the departments.
- Special teaching programs are there for slow and advanced learners.
- Evaluation is done by formative and summative assessment and regularly analyzed.
- Various methods as projects, seminars, Journal clubs, quizzes, assignments and feedbacks are also used for assessment of learning outcomes.
- IQAC regularly monitors and incorporate reforms the strategies related to teaching learning and assessment

# Outcome analysis of PROGRAMMES and COURSES in last five years

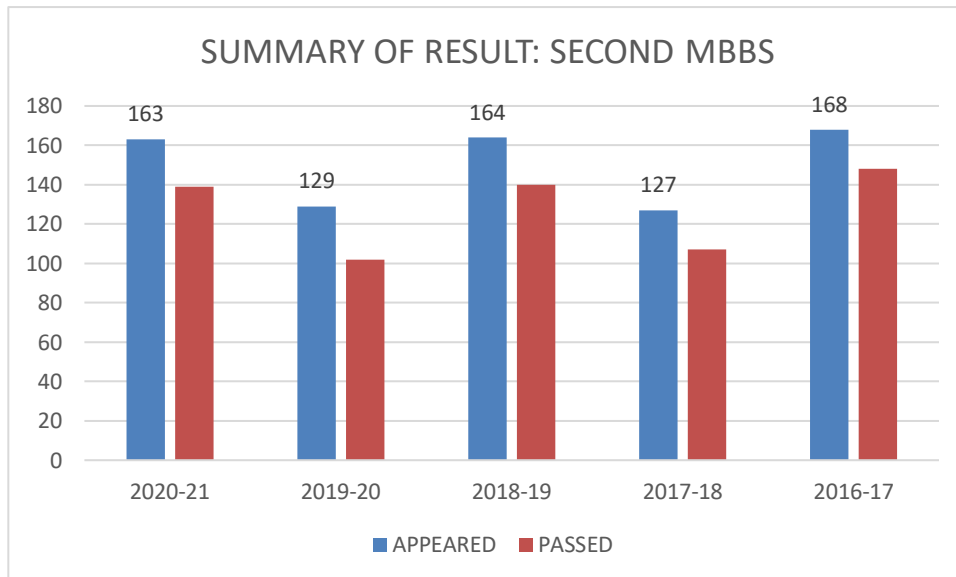
## SUMMARY OF RESULT: FIRST MBBS

SUMMARY OF RESULT: FIRST MBBS		
YEAR	APPEARED	PASSED
2019-20	185	148
2018-19	173	156
2017-18	130	99
2016-17	168	144
<b>2020-21</b>	<b>EXAM AWAITED</b>	



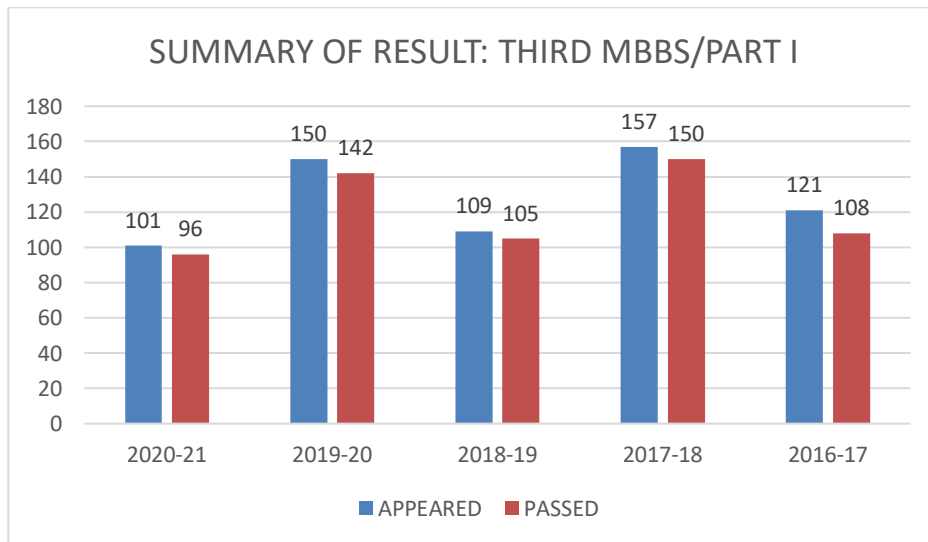
## SUMMARY OF RESULT: SECOND MBBS

SUMMARY OF RESULT: SECOND MBBS		
YEAR	APPEARED	PASSED
2020-21	163	139
2019-20	129	102
2018-19	164	140
2017-18	127	107
2016-17	168	148



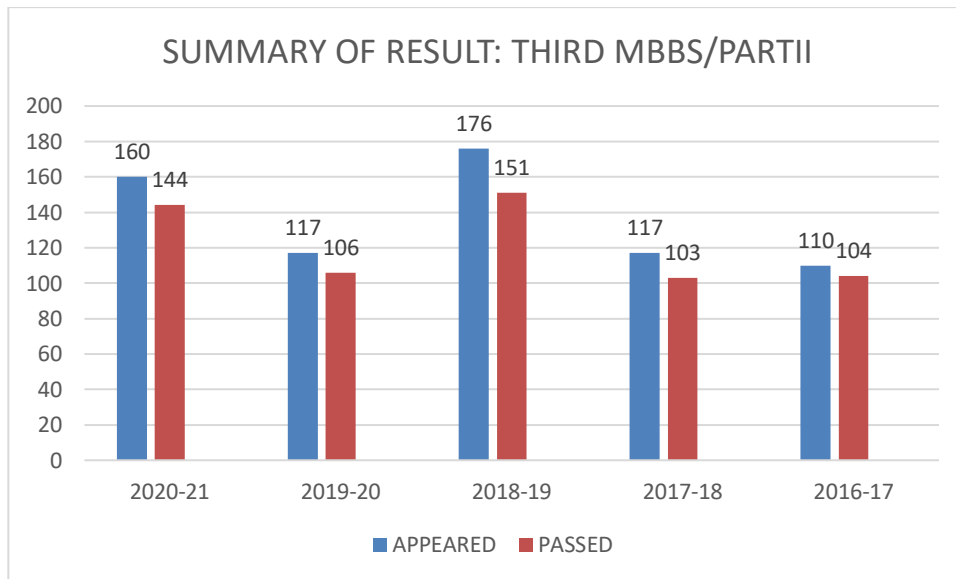
## SUMMARY OF RESULT: THIRD MBBS PART I

SUMMARY OF RESULT: THIRD MBBS/PART I		
YEAR	APPEARED	PASSED
2020-21	101	96
2019-20	150	142
2018-19	109	105
2017-18	157	150
2016-17	121	108



SUMMARY OF RESULT: THIRD MBBS/ PART II

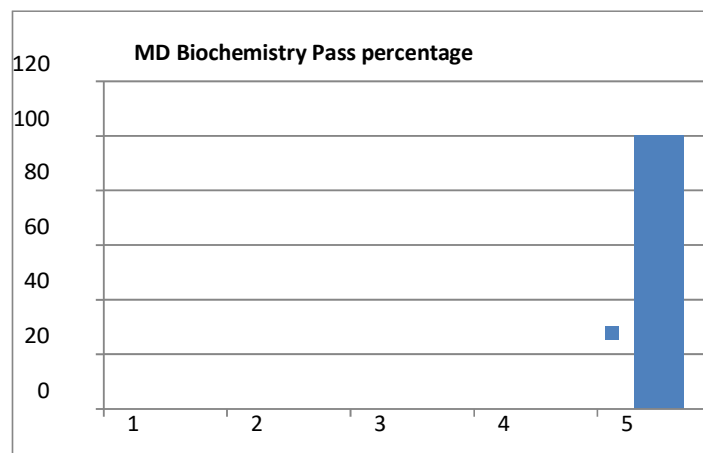
SUMMARY OF RESULT: THIRD MBBS/PART II		
YEAR	APPEARED	PASSED
2020-21	160	144
2019-20	117	106
2018-19	176	151
2017-18	117	103
2016-17	110	104



## MD- Biochemistry\_PASS PERCENTAGE

Year	Programme code	Programme Name	Number of students appeared in the final year examination	Number of students passed in final year examination	Pass percentage
2020-21	109	MD - Biochemistry	0	0	0
2019-20	109	MD - Biochemistry	0	0	0
2018-19	109	MD - Biochemistry	0	0	0
2017-18	109	MD - Biochemistry	0	0	0
2016-17	109	MD - Biochemistry	2	2	100

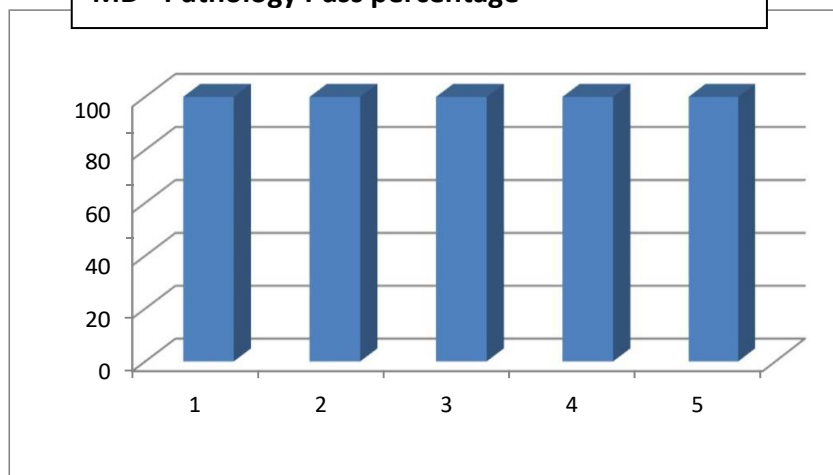
Year	Pass percentage
2020-21	0
2019-20	0
2018-19	0
2017-18	0
2016-17	100



## MD- Pathology PASS PERCENTAGE

Year	Programme code	Programme Name	Number of students appeared in the final year examination	Number of students passed in final year examination	Pass percentage
2020-21	101	MD - Pathology	2	2	100
2019-20	101	MD - Pathology	2	2	100
2018-19	101	MD - Pathology	2	2	100
2017-18	101	MD - Pathology	2	2	100
2016-17	101	MD - Pathology	2	2	100

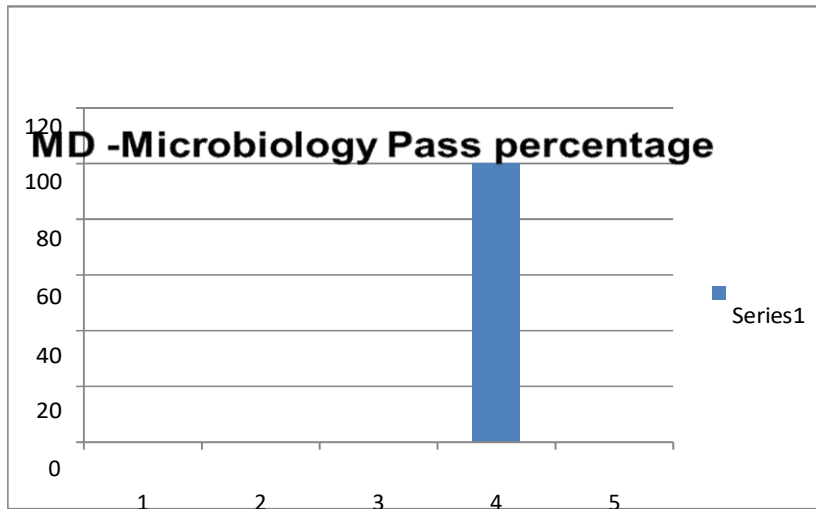
MD –Pathology Pass percentage



MD - Pathology	
Year	Pass percentage
2020-21	100
2019-20	100
2018-19	100
2017-18	100
2016-17	100

## MD - Microbiology PASS PERCENTAGE

Year	Programme code	Programme Name	Number of students appeared in the final year examination	Number of students passed in final year examination	Pass percentage
2020-21	102	MD - Microbiology	0	0	0
2019-20	102	MD - Microbiology	0	0	0
2018-19	102	MD - Microbiology	0	0	0
2017-18	102	MD - Microbiology	1	1	100
2016-17	102	MD - Microbiology	0	0	0

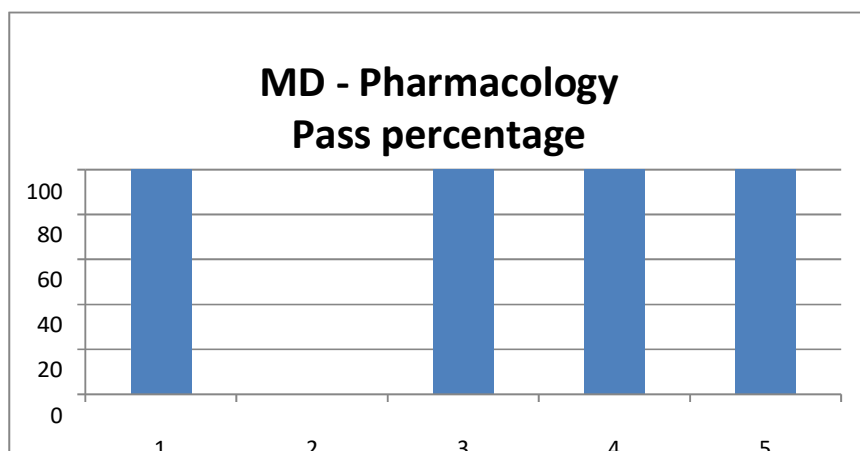


MD - Microbiology	
Year	Pass percentage
2020-21	0
2019-20	0
2018-19	0
2017-18	100
2016-17	0



## MD - Pharmacology PASS PERCENTAGE

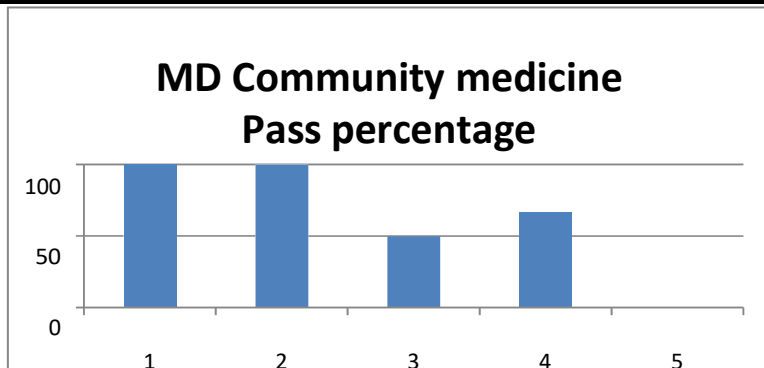
Year	Programme code	Programme Name	Number of students appeared in the final year examination	Number of students passed in final year examination	Pass percentage
2020-21	103	MD - Pharmacology	1	1	100
2019-20	103	MD - Pharmacology	0	0	-
2018-19	103	MD - Pharmacology	1	1	100
2017-18	103	MD - Pharmacology	1	1	100
2016-17	103	MD - Pharmacology	1	1	100



MD - Pharmacology	
Year	Pass percentage
2020-21	100
2019-20	-
2018-19	100
2017-18	100
2016-17	100

## MD - Community Medicine PASS PERCENTAGE

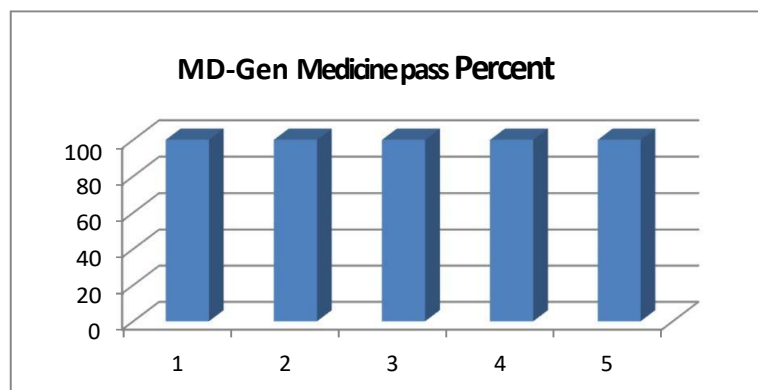
Year	Programme code	Programme Name	Number of students appeared in the final year examination	Number of students passed in final year examination	Pass percentage
2020-21	<b>104</b>	MD - Community Medicine	1	1	100
<b>2019-20</b>	104	MD - Community Medicine	1	1	100
<b>2018-19</b>	104	MD - Community Medicine	2	1	50
<b>2017-18</b>	104	MD - Community Medicine	3	2	66.66
<b>2016-17</b>	104	MD - Community Medicine	1	0	0



MD - Community Medicine	
Year	Pass percentage
2020-21	100
2019-20	100
2018-19	50
2017-18	66.66
2016-17	0

## MD - Gen. Medicine PASS PERCENTAGE

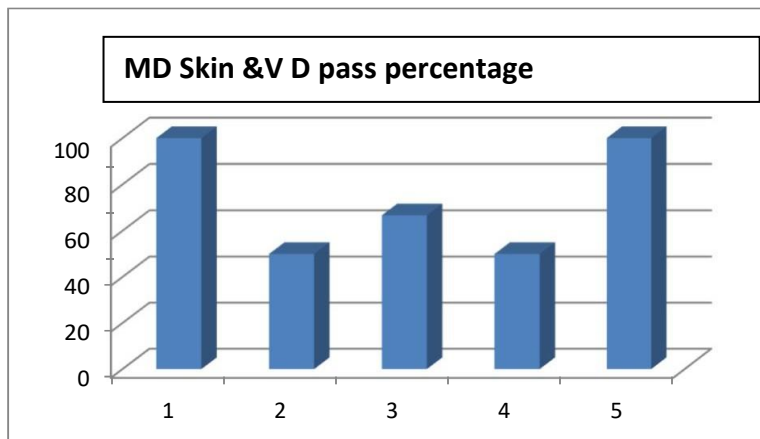
Year	Programme code	Programme Name	Number of students appeared in the final year examination	Number of students passed in final year examination	pass percentage
2020-21	100	MD - Gen. Medicine	4	4	100
2019-20	100	MD - Gen. Medicine	4	4	100
2018-19	100	MD - Gen. Medicine	4	4	100
2017-18	100	MD - Gen. Medicine	4	4	100
2016-17	100	MD - Gen. Medicine	4	4	100



MD - Gen. Medicine	
Year	pass percentage
2020-21	100
2019-20	100
2018-19	100
2017-18	100
2016-17	100

## MD - Skin & V.D. PASS PERCENTAGE

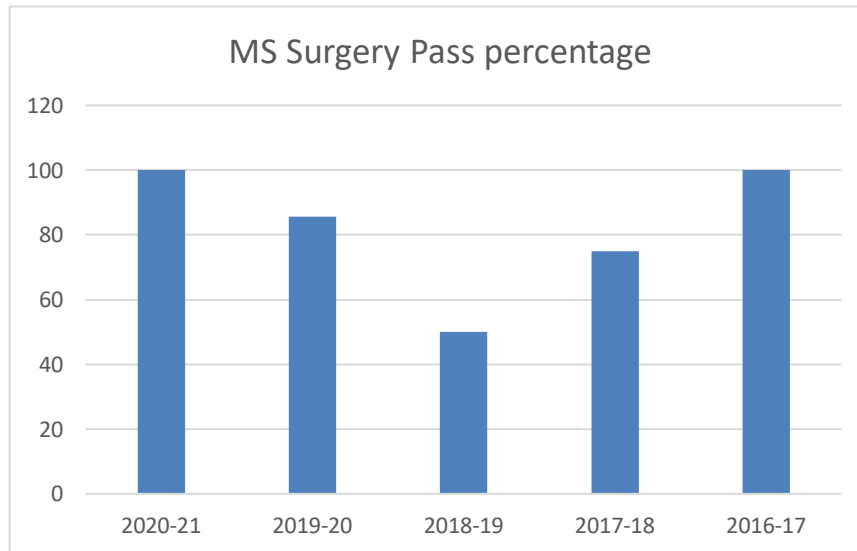
Year	Programme code	Programme Name	Number of students appeared in the final year examination	Number of students passed in final year examination	pass percentage
2020-21	108	MD - Skin & V.D.	2	2	100
2019-20	108	MD - Skin & V.D.	4	2	50
2018-19	108	MD - Skin & V.D.	3	2	66.66666667
2017-18	108	MD - Skin & V.D.	2	1	50
2016-17	108	MD - Skin & V.D.	2	2	100



MD - Skin & V.D.	
Year	Pass percentage
2020-21	100
2019-20	50
2018-19	66.66
2017-18	50
2016-17	100

## MS - Gen. Surgery\_PASS PERCENTAGE

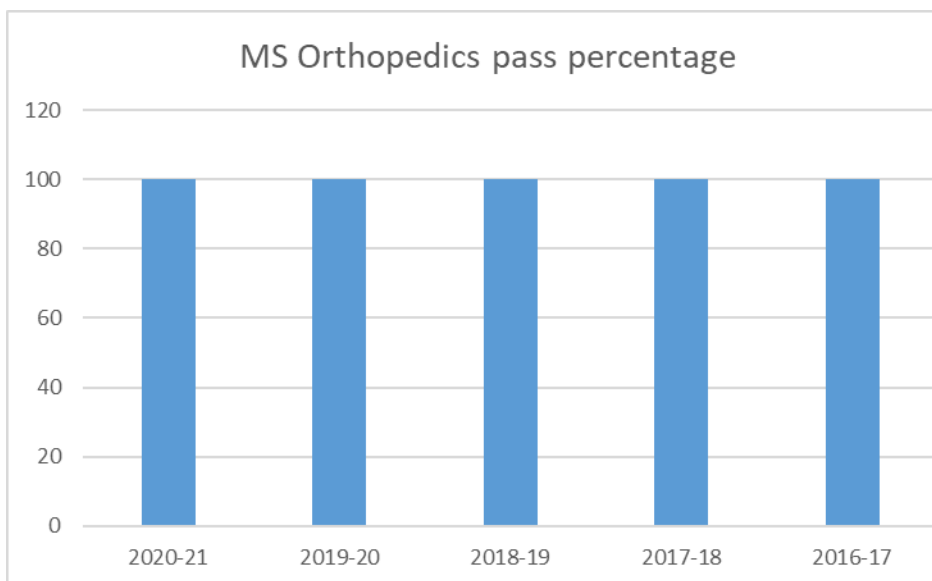
Year	Programm ecode	Programme Name	Number of students appeared in the final year examination	Number of students passed in final year examination	pass percentage
2020-21	150	MS - Gen. Surgery	4	4	100
2019-20	150	MS - Gen. Surgery	7	6	85.71428571
2018-19	150	MS - Gen. Surgery	6	3	50
2017-18	150	MS - Gen. Surgery	4	3	75
2016-17	150	MS - Gen. Surgery	4	4	100



MS - Gen. Surgery	
Year	pass percentage
2020-21	100
2019-20	85.71
2018-19	50
2017-18	75
2016-17	100

## MS Orthopaedics\_PASS PERCENTAGE

Year	Programme code	Programme Name	Number of students appeared in the final year examination	Number of students passed in final year examination	pass percentage
2020-21	153	MS - Orthopaedics	2	2	100
2019-20	153	MS - Orthopaedics	2	2	100
2018-19	153	MS - Orthopaedics	2	2	100
2017-18	153	MS - Orthopaedics	1	1	100
2016-17	153	MS - Orthopaedics	2	2	100

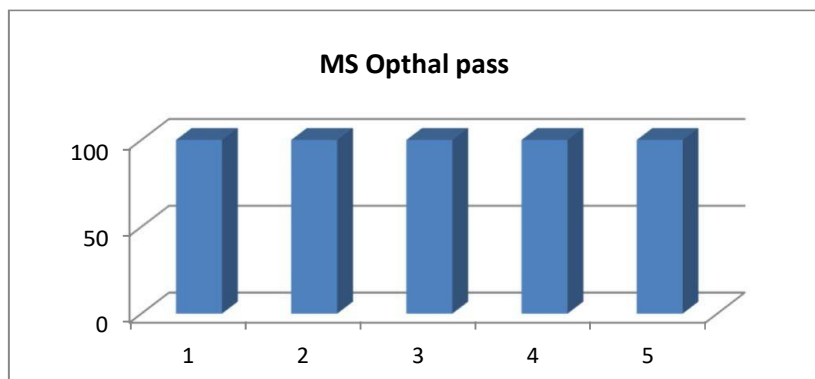


Orthopaedics	
Year	pass percentage
2020-21	100
2019-20	100
2018-19	100
2017-18	100
2016-17	100

MS –

## Ophthalmology\_PASS PERCENTAGE

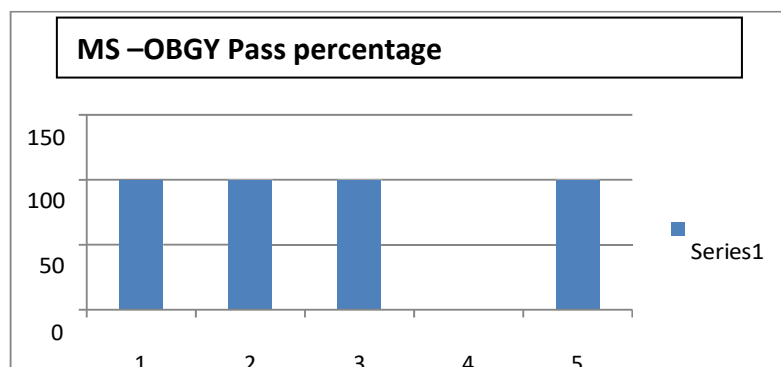
Year	Programme code	Programme Name	Number of students appeared in the final year examination	Number of students passed in final year examination	pass percentage
2020-21	151	MS - Ophthalmology	2	2	100
<b>2019-20</b>	151	MS - Ophthalmology	2	2	100
<b>2018-19</b>	151	MS - Ophthalmology	2	2	100
<b>2017-18</b>	151	MS - Ophthalmology	2	2	100
<b>2016-17</b>	151	MS - Ophthalmology	2	2	100



MS - Ophthalmology	
Year	pass percentage
2020-21	100
2019-20	100
2018-19	100
2017-18	100
2016-17	100

## MS - OBGY\_PASS PERCENTAGE

MS - Obgy pass percentage	Programme code	Programme Name	Number of students appeared in the final year examination	Number of students passed in final year examination	pass percentage
2020-21	154	MS - OBGY	1	1	100
2019-20	154	MS - OBGY	1	1	100
2018-19	154	MS - OBGY	2	2	100
2017-18	154	MS - OBGY	1	0	-
2016-17	154	MS - OBGY	2	2	100

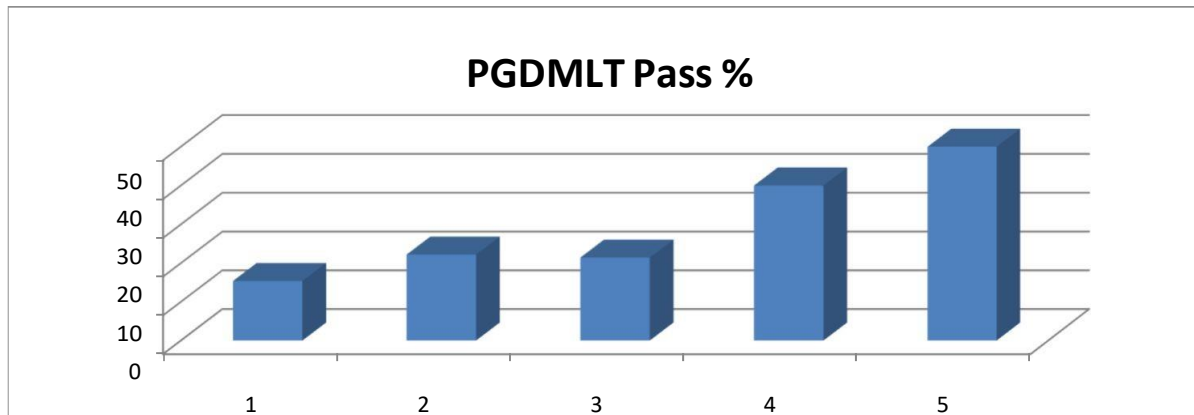


MS - OBGY	
Year	pass percentage
2020-21	100
2019-20	100
2018-19	100
2017-18	0
2016-17	100



### PG DMLT Course\_PASS PERCENTAGE

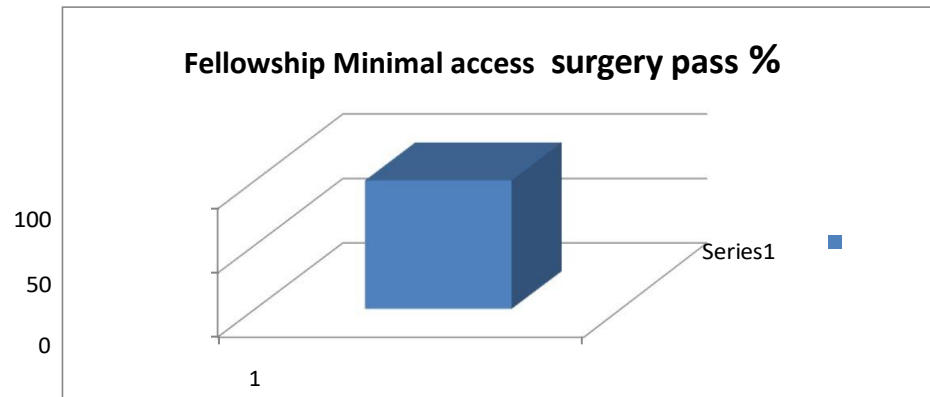
Year	Programme code	Programme Name	Number of students appeared in the final year examination	Number of students passed in final year examination	Pass %
2020-21	006	PG DMLT Course	13	2	15.38
2019-20	006	PG DMLT Course	18	4	22.22
2018-19	006	PG DMLT Course	14	3	21.42
2017-18	006	PG DMLT Course	10	4	40
2016-17	006	PG DMLT Course	8	4	50



PG DMLT Course	
Year	Pass %
y2020	15.38461538
y2019	22.22222222
y2018	21.42857143
y2017	40
y2016	50

## FELLOWSHIP COURSES 1. MINIMAL ACCESS SURGERY PASS PERCENTAGE

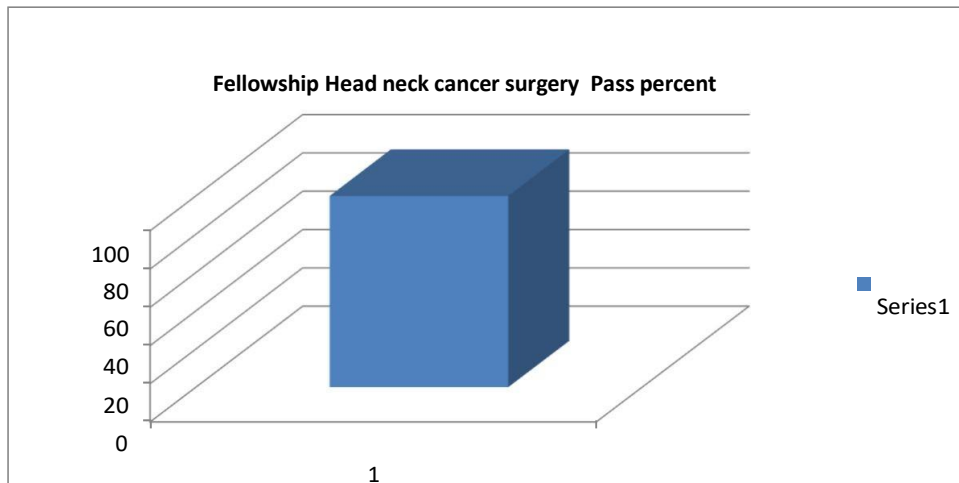
Year	Programme code	Programme Name	Number of students appeared in the final year examination	Number of students passed in final year examination	pass percentage
2018-19	104180	Minimal Access Surgery	2	2	100



Minimal Access Surgery	
Year	pass percentage
y2018	100

## FELLOWSHIP COURSES 2 HEAD & NECK CANCER SURGERY PASS PERCENTAGE

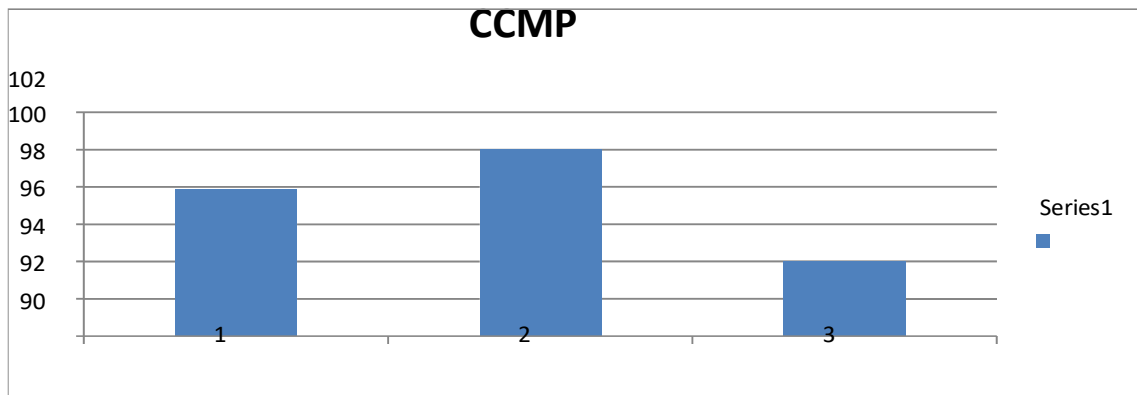
Year	Programme code	Programme Name	Number of students appeared in the final year examination	Number of students passed in final year examination	pass percentage
2018-19	104124	Head & Neck Cancer Surgery	1	1	100



Head & Neck Cancer Surgery	
Year	pass percentage
y2018	100

## CCMP pass percentage

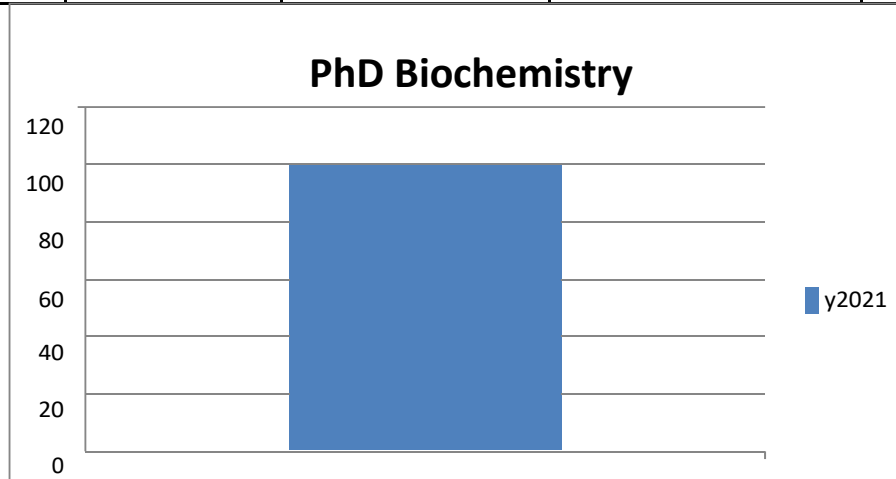
Year	Programme code	Programme Name	Number of students appeared in the final year examination	Number of students passed in final year examination	Pass percentage
2020-21	707	CCMP	47	46	97.87
2019-20	707	CCMP	49	49	100
2018-19	707	CCMP	50	47	94



CCMP	
Year	pass percentage
y2020	97.87
y2019	100
y2018	94

## PhD-Biochemistry PASS PERCENTAGE

Year	Programme code	Programme Name	Number of students appeared in the final year examination	Number of students passed in final year examination	Pass percentage
2020-21	102109	PhD- Bio	1	1	100



PhD-Biochemistry	
Year	pass percentage
y2021	100