

1. Celebration of Eye Donation Fortnight by Department of Ophthalmology Activity from 25.08.2024 to 06.09.2024
 1. Name of the activity: - **Eye Donation Fortnight**
 2. Circular-Yes
 3. Pamphlet-Yes
 4. Total Number of Participants/ Beneficiaries-. 724 (Patients)
 5. Attendance- -- Yes
 6. Faculty/ Medical Team: - Dr. Smita Pawar (Prof & Head)
 7. Geo tagged photos-Yes
 8. Brief Summary-Yes

Regarding Eye donation Fortnight-Ophthalmology



OPHTHALMOLOGY

4:23 PM (2 minutes ago)


DEPARTMENT <ophthal@mitmimer.com>

to PRINCIPAL, Suchitra, Virendra, medical, MAEER, Department

Respected Sir/ Madam,

The Department of Ophthalmology is celebrating **EYE DONATION FORTNIGHT** from 25th August to 8th September 2024. Pls find the attachment for the details of activities scheduled for fortnight.

Thanking you with regards

for

Dr. Smita Pawar
Prof & Head
Department of Ophthalmology
Prof. & Head
Department of
Ophthalmology
MIMER Medical College
Talegaon Dabhade

Informative Skit on 27/08/2024 by III/I MBBS Students in Ophthalmology Ward



Audio Visual presentation

Informative Skit on 28/08/2024 by III/I MBBS Students in Ophthalmology OPD





Talegaon Dabhade, MH, India
Yeshwant Nagar Approach Road, Yashwant
Nagar, Talegaon Dabhade, 410507, MH, India
Lat: 18.735400, Long 73.676195
08/28/2024 01:03 PM GMT+05:30
Note: Captured by GPS Map Camera

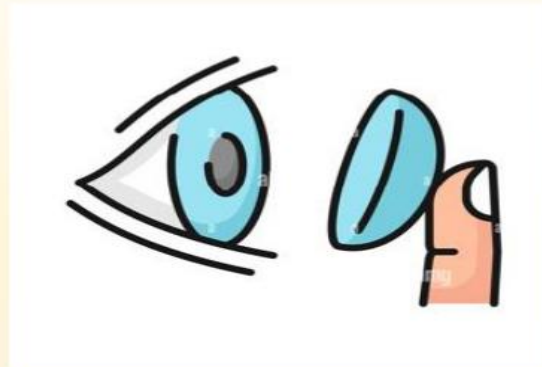


Talegaon Dabhade, MH, India
Yeshwant Nagar Approach Road, Yashwant
Nagar, Talegaon Dabhade, 410507, MH, India
Lat: 18.735555, Long 73.676180
08/28/2024 01:05 PM GMT+05:30
Note: Captured by GPS Map Camera



Department Of Ophthalmology

Organizes.. Contact Lens Workshop



Topics Covered :

*Do's & Don'ts of Contact Lenses ,Types of Contact Lenses ,Basic Fitting Techniques ,Core of Contact Lenses , Toric Contact Lenses,
Boston Contact Lenses*

On 29th August 2024 from 11am – 4pm

**Venue :
Skill lab
MIMER Medical College
B.S.T.R Hospital , Talegaon(D)**



Contact Lens Workshop on 29/08/2024 (Thursday) by Dr. Neeta Sharma at Skill Lab




Contact Lens workshop - BY DR. Neeta mibha
29/8/2024. (Thursday)
at skill lab - at mimer
medical college.

S.R.No.	Name,	signature.
1.	DR Smita Pawar	Smita
2.	Dr. Rajendra P. Gupta	R.P
3.	Dr. Pradnya Bhalerao	
4.	Dr. Amol Walke.	Amol Walke
5.	Dr. Kalpesh Patil	K.P
6.	Dr. Aniket Patil	Aniket
7.	Dr. Prachi Kulkarni	Prachi
8.	Dr. Sonali Shergun	S
9.	Dr. Anu Khurramani	A
10.	Dr. Neha Gomalwar	NEGA
11.	Dr. Sagar Kulkarni	S
12.	Dr. Karina Dalwai	KD
13.	Dr. Chaitali Shinde	CS
14.	Dr. Neha Chauhan	Neha
15.	Dr. Vaishnavi Kale.	VKale
16.	Dr. Anand Patil	Patil

Prof. & Head
Department of
Ophthalmology
MIMER Medical College
Telgaon Dabhade

Audio Visual presentation

30/08/2024 Informative Skit by Physiotherapy Students in Ophthalmology OPD





॥ त्वास्त्य-सिवा-सुवि-स्यम् ॥
MIMER MEDICAL COLLEGE

Department Of Ophthalmology

Presents..

A Symposium On “Cornea”



On 31st August 2024 from 8am – 9am

Venue :

SUSHRUT HALL

MIMER Medical College

B.S.T.R Hospital , Talegaon(D)

Symposium on Cornea on 31/08/2024 (Thursday) at Sushrut Hall



Talegaon Dabhade, MH, India
Yashwant Nagar, Talegaon Dabhade, 410507,
MH, India
Lat 18.734996, Long 73.675977
08/31/2024 09:55 AM GMT+05:30
Note : Captured by GPS Map Camera




Talegaon Dabhade, MH, India
Yashwant Nagar, Talegaon Dabhade, 410507,
MH, India
Lat 18.734903, Long 73.675999
08/31/2024 09:19 AM GMT+05:30
Note : Captured by GPS Map Camera



Talegaon Dabhade, MH, India
Yashwant Nagar, Talegaon Dabhade, 410507,
MH, India
Lat 18.735001, Long 73.675843
08/31/2024 10:00 AM GMT+05:30
Note : Captured by GPS Map Camera



Talegaon Dabhade, MH, India
Yashwant Nagar, Talegaon Dabhade, 410507,
MH, India
Lat 18.734854, Long 73.675836
08/31/2024 10:00 AM GMT+05:30
Note : Captured by GPS Map Camera



Talegaon Dabhade, MH, India
Yashwant Nagar, Talegaon Dabhade, 410507,
MH, India
Lat 18.734958, Long 73.675821
08/31/2024 10:20 AM GMT+05:30
Note : Captured by GPS Map Camera



Ophthalmology
 Cornea Symposium 31/8/24
 on occasion of Eye donation awareness.

Rollno	Student Name	Sign
27	Manashree Dongare	
96	Om Shali	
44	Vaishnavi Holambe	
05	Ajali Awachar	
105	Samruddhi P. Patil	
137	Om Thorat	
101	Machiket Patil	
140	Siddhali Tiwari	
31	Hunain Fakih	
42	Amushka Gupta	
155	Khushi Javkar	
62	Khushi Kanodia	
90	Hrushika Nagvekar	
75	Riddhi Kurani	
160	Shruti D	
156	Sindhuja Rao	
141	Akanksha Ubale	
103	Pranjali Patil	
142	Vaishnavi Patane	
95	Nikajee Sakshi	
23	Samiksha Dalvi	
150	Priya Yewate	
98	NIDHI PARUKH	
104	Rutuja Patil	
3	Supriya Anantkar	
81	Ranu Maran	
78	Yashika D. Mahisekar	
22	Rohini Chormale	
91	Sanchita Naikwadi	
84	Samruddhi Mhaske	
54	Siddhi Jain	
2	Niti Agarwal	

68	Aalya Khan	Aalya
12	Aashly Khatkar	Aashly
94	Anthony Navare	An
9	Kalyanee Khos	Kalyanee
36	Rajnandini Ghatge	Rajnandini
117	Sakshi Kamble	Sakshi
77	Aditi Lengade	Aditi
35	Niyanta Gala	Niyanta
130	Tanaya Singaram	Tanaya
159	Prachi M. Salunke	Prachi
57	Nidhi Kadam	Nidhi
118	Isha Salunke	Isha
152	Atharva Deokate	Atharva
153	Tejas Kasande	Tejas
151	Sagar Alte	Sagar Alte
162	Kedar Surovate	Kedar
155	Yash Kumawat	Yash
88	Amarav Vinayak Muli	Amarav
21	Akshit (Khos)	Akshit
97	Viraj Palan	Viraj
129	Shreemath Deshmane	Shreemath
128	Shouryesh Gupta	Shouryesh
143	Nikhil Vaswani	Nikhil
38	Ashley Gonsalves	Ashley
65	Gayatri Kawade	Gayatri
71	Kedar Khodke	Kedar
123	Sahil Shah	Sahil
25	Sachin Dhote	Sachin
60	Aakash Kamble	Aakash
80	Aakash Mapari	Aakash
41	Sankalp Gulbute	Sankalp
74	Vijay Kolte	V. S. Kolte
34	Aayushi Gala	Aayushi
37	Shivam Ghatge	Shivam

108 ✓	Vaishnavi B. Pawar	<u>Vaishnavi</u>
76 ✓	Akanksha S. Lambate	<u>Akanksha</u>
43 ✓	Preksha -P. Hachibatti	Preksha
63 ✓	Harsh Kewjig	<u>Harsh</u>
70 ✓	Bushwa Khan	<u>Bushwa</u>
121 ✓	Tejas Saware	<u>Tejas</u>
52 ✓	Ashutosh Jadhav	<u>Ashu</u>
126 ✓	Athava Shinde	<u>Athava</u>
92 ✓	Nandini Paik	<u>Nandini</u>
87 ✓	Ajya Mujawar	<u>Ajya</u>
58 ✓	Sakshi Kadam	<u>Sakshi</u>
112 ✓	Sakshi Rahane	<u>Sakshi</u>
82 ✓	Omprasad Mathanwar	<u>Omprasad</u>
53 ✓	Rutik Jadhav	<u>Rutik</u>
107 ✓	Nayana Pawar	<u>Nayana</u>
100 ✓	Kedar Patil	<u>Kedar</u>
85 ✓	Mohsin Siddiqui	<u>Mohsin</u>
113 ✓	Pratik Rasal	<u>Pratik</u>
18 ✓	Charushila Chandhar	<u>Charushila</u>
51 ✓	Akanksha Jadhav	<u>Akanksha</u>
17 ✓	Sadanand choudhari	<u>Sadanand</u>
138 ✓	Aditya Thosar	<u>Aditya</u>
07 ✓	Siddhi Bawet	<u>Siddhi</u>
04 ✓	Anika Jeyse	<u>Anika</u>
24 ✓	Ankar Bangat	<u>Ankar</u>
102 ✓	Pooanwar Patil	<u>Pooanwar</u>
50 ✓	Vijay Jadhav	<u>Vijay</u>
01 ✓	Aishwarya Thakur	<u>Aishwarya</u>
13.9 ✓	Adhikar Thutte	<u>Adhikar</u>
32 ✓	Kanok Godhane	<u>Kanok</u>
28 ✓	Mukul Doshi	<u>Mukul</u>
50 ✓	Juli Selsurekar	<u>Juli</u>
114 ✓	Ashi Lathod	<u>Ashi</u>

146 ✓	manasi wale	m.k. wale
8 ✓	Jeevan Bhadani	Jeevan
12 ✓	Ekman Bhoje	Ekman
111 ✓	Shikhar Prasad	Shikhar
45 ✓	Anya Inandau	Anya
46 ✓	Geetha Inandau	Geetha
33 ✓	Vishal Gaitwad	Vishal
39 ✓	Shivam Gore	Shivam
67 ✓	Shradha Pramkar	Shradha
26 ✓	Sudesh Sahas Dujekar	Sudesh
119 ✓	Janika Mhetar	Janika
125 ✓	Nikhil Shelke	Nikhil
29 ✓	Smriti Duthade	Smriti
145 ✓	Lalit Wadkar	Lalit
73 ✓	Sayali Koli	Sayali
148 ✓	Yash Kohar	Yash
127 ✓	Satyan Shinde	Satyan
11	Kamini	Kamini

PG students -

DR. Kailash Patil	K.P.
DR. Anil Phuljiramani	A.P.
DR. Sonali Shevkar	S.S.
DR. Dr. Pooali Kelam	P.K.
DR. Ambar Poreali	A.P.
DR. Saagar Keshavnagar	S.K.
DR. Neha Gannekar	N.G.
DR. Karina Walawale	K.W.
DR. Chaitali Shinde	C.S.
DR. Neha Chauhan	N.C.
DR. Kishan Kale	K.K.
DR. Anand Patil	A.P.

Prof. & Head
Department of
Ophthalmology
MIMER Medical College
Talgaon Dabhadre

31/8/24

Cornea Symposium
on occasion of Eye donation awareness.

Participants.

- 1) Siddhali Tiwari - Bacterial Corneal ulcer
(etiology & Clinical features)
- 2) Om Sali - Inv in Corneal Ulcer
- 3) Om Thosar - H of Corneal Ulcer
- 4) Samsuddha Patil - Complications of Corneal Ulcer
- 5) Vaishnavi Holambe - Viral Corneal Ulcer
- 6) Anjali Awachar - Corneal opacity
- 7) Manashree Dongare - Corneal Gx & Keratoplasty
- 8) Sonali Chavan - Structure of tear film
& tear film tests
- 9) Anjali Ingale - Dry eye disease
- 10) Nachiket Patil - Kerato conus.

SS


Prof. & Head
Department of
Ophthalmology
MIMER Medical College
Talegaon Dabhade

Informative Skit on 04/09/2024 by III/I MBBS Students in Ophthalmology OPD



Informative Skit on 05/09/2024 by III/I MBBS Students in

MEDICINE WARD



Poster on Eye Donation on 06/09/2024

EYE DONATION

Be like an Coconut tree, useful even before and after death

MYTHS

- 1) Eye can be removed out of living being.
- 2) Removal of eyes cause disfigurement of face.
- 3) Eye donation interferes with customary funeral rites.
- 4) No whole eye can be transplanted.
- 5) Human eyes can be bought or sold.

FACTS

- 1) Eye can be removed only after death.
- 2) No disfigurement of face takes place.
- 3) No customary rites are interfered because normal funeral takes less than 20 minutes.
- 4) Only cornea is transplanted and not full eye.
- 5) Saving or buying human eye is illegal.

No Age bar for eye donation

Do not burn
Do not bury
Donate
Eyes...

Any gender can Donate

Eyes should be donated within 6-8 hrs.
Only cornea is used for transplant.
Total removal time 15-20 minutes.
What to do before eye donation
1) Call nearest Eye bank.
2) Gently tilt head of the donor.
3) Stop AC's ON.
4) Place wet cotton on eye of donor.
5) Raise hand with pillow.

नेत्रदान करा

कोण डोळे दान करू शकते?

कोणत्याही वयातील आणि लिंगाचे लोक डोळे दान करू शकतात. चष्मा लावणारे, मोतीबिंदू असलेले किंवा डोळ्यांची शस्त्रक्रिया झालेली व्यक्ती देखील डोळे दान करू शकते

कधी डोळे दान करायचे?

मृत्युनंतर ४-६ तासांच्या आत डोळे दान केले पाहिजेत.

डोळे कसे दान करायचे?

- डोळे दान करण्याची इच्छा आपल्या कुटुंबीयांना आणि मित्रांना सांगा.

- डोळ्यांचे बँक किंवा डोळे दान संस्थेमध्ये नोंदणी करा.

- तुमची इच्छा तुमच्या कुटुंबीयांना माहिती आहे आणि ती पूर्ण करण्यास ते तयार आहेत याची खात्री करा.

प्रत्येक डोळ्याची जोडी दान जीवनांना दृष्टि देऊ शकते

आयुष्याचा आशीर्वाद

Roll No: 33-48

नेत्रदान महादान

Do not burn
Do not bury
Donate
Eyes...

Any gender can Donate

YOUR EYES, THEIR VISION

EYE DONATION AWARENESS WEEK

Register as a donor at any time

August 2024 | 9 AM-4PM
Department of Ophthalmology
Dr. BSTR Hospital, Talegaon Dabhade

Roll no: 1- 16

Eye Donation

Facts

- Eyes have to be removed within 6 hrs of death
- It takes only 15-20 mins and leaves no scar
- Only the cornea is transplanted and not the whole eyeball
- Toll free number for eye donation: 020
- Eye donation gives sight to 2 blind persons

Criteria

Age: Anyone can donate their eyes regardless of age

Time of death: Donation must occur within 6-8hrs after death.

Health condition: The donor should not have infectious like HIV, Hepatitis B or C, Tuberculosis

Current: Donors should express their wish to donate during their lifetime either by registering with an eye bank or indicating it on their driver's license or organ donor card

Blood screening: All donor eyes are usually tested for HIV and Hepatitis B and C

Qualitative: Donors with some pre-existing corneal eye infection, active eye cancer or corneal disease may not be eligible

Procedure

1. Identification of Potential Donor: When a person passes away, medical staff or family members should notify the nearest eye bank or eye donation organization about the potential for eye donation.
2. Consent and Evaluation: An eye bank representative will approach the family of the deceased if the family consents, a brief medical history of the deceased may be obtained to ensure the suitability of the eyes for donation.
3. Preparation: The eye donation surgery is usually performed within a few hours of the donor's passing. The donor's eyes are not washed and covered until the surgery can take place.
4. Surgery: The actual eye donation surgery involves the removal of the cornea from the donor's eye. The procedure is typically quick and relatively painless. The cornea is carefully extracted to ensure its viability for transplantation.
5. Preservation: Once removed, the cornea is preserved in a special solution that helps maintain its viability until it can be transplanted into recipient.
6. Matching and Transplantation: The preserved cornea is then matched with a recipient in need of a corneal transplant. The transplantation surgery is performed on the recipient by an ophthalmologist working in a consent procedure.

Follow-up and Follow-up: After the transplantation, the recipient will undergo necessary and follow-up care to monitor the success of the surgery and ensure proper healing.

What is eye donation?

Eye donation is the process of giving one's eyes after death to help individuals who are blind or visually impaired. The donated eyes, specifically the cornea, are used in corneal transplant surgeries to restore sight.

Why is it important?

Here are some key reasons why eye donation is crucial:

1. Restoring Vision
2. Alleviating Suffering
3. Addressing the Challenge of Donated Corneas
4. Promoting Research and Education
5. Saving Lives Beyond Sight

ACTIVITY REPORT

1.	Name of the activity	Eye Donation Fortnight
2.	Occasion (if any)	Celebration of Eye Donation Fortnight
3.	Organizing department/s	Ophthalmology
4.	Activity Coordinator	Dr. Smita Pawar
5.	Date & Time	25/08/2024 to 06/09/2024
6.	Venue / Place	Ophthalmology OPD , Ward Shushrut Hall in MIMER
7.	E mail / Circular about the event (mentioning Date, time, venue, guest, speaker, faculty etc.)	Attached / Not attached
8.	Pamphlet/Flyer	Attached / Not attached
9.	Total number of participants/beneficiaries/ Viewers (attendance NOT required)	724 (Patients)
10.	Students participation (give details) UG/PG	All UG Students III/I MBBS, Physiotherapy Students, All PG's in Dept. of Ophthalmology
11.	Faculty participation (give details)	All Faculty and Residents from Dept. of Ophthalmology
12.	Attendance sheet (for student, staff related event) Mention – 1.Name, 2. Year/desig./dept 3. Sign	Attached / Not attached / Not applicable
13.	Faculty/Team involved	All Faculty and Residents
14.	Coloured geo-tagged photos (2 to 4)	Attached / Not attached
15.	Brief summary of the event in around 100 words (purpose, conduct, feedback, impact, suggestions etc.)	Eye Donation Fortnight was Celebrated from 25/08/2024 to 06.09.2024 in Dept. of Ophthalmology. Awareness on eye donation was created by showing informative videos on LCD Screen in OPD complex. Contact Lens Workshop on occasion of Eye Donation Fortnight was conducted on 29.08.2024 (Thursday) in Skill Lab for Faculty and PG Residents. Types of contact were explained by

		<p>of contact were explained by Dr. Neeta Mishra. Hands on training for contact lens cleaning and insertion and removal technic of contact lens was given to the PG students.</p> <p>Symposium was organised for third minor students on 31/08/2024 on Cornea (Saturday) in Sushrut Hall. 116 students attended the Symposium 10 UG students participated in the symposium. Best presenters were felicitated. Skit by Illrd Year MBBS Students was performed in Eye OPD on 27.08.2024 and 05.09.2024 in Medicine Ward. Skit by III/I MBBS students on 28.08.2024, Physiotherapy students on 30.08.202 and III/I MBBS students on 04.09.2024 in OPD for OPD Patients. Poster competition and Slogan competition was organised on 26/08/2024. Prizes were given to the 1st and 2nd winners and each participant was given certificate. Audio visual aid throughout the fortnight.</p>
--	--	---



Prof & Head
Prof. & Head
Department of
Ophthalmology
MIMER Medical College
Talegaon Dabhade