

MIMER MEDICAL COLLEGE, TALEGAON(D)

8.1.9

Other additional information

Sr no	Department	Page no
1	Pathology	2-19
2	Microbiology	20-27
3	Biochemistry	28-32



TATA MEMORIAL HOSPITAL

Dr. Ernest Borges Marg, Parel, Mumbai – 400 012. INDIA
Tel.: 91-22-2417 7000 (Extn: 4350& 4356) * Fax: 91-22-2414 6937 * E mail: cytology@tmc.gov.in * Website: https://tmc.gov.in



DEPARTMENT OF CYTOPATHOLOGY EQAS – DIAGNOSTIC CYTOPATHOLOGY FEEDBACK REPORT – 2021 Cycle No.: 01

Participating laboratory: MIMER Medical College, Talegaon
Id Code : 34

Participating person: Dr. Smita Bhide
Designation : Professor & Head

Case No. Source of Specimen	Tata Memorial Hospital Cytology Report	Final Diagnosis	Participant's Diagnosis	Concordance / Deviation	Remarks
N/04/2021/01 Pleural fluid	Negative for dysplasia or malignancy.	Cell block-Negative.	Negative for malignancy.	Concordance	
F/05/2021/01 Rt. Cervical LN. swelling	Metastatic squamous carcinoma.	Cervical LN biopsy – Metastatic squamous carcinoma.	Metastatic deposits of Squamous cell carcinoma.	Concordance	

Total score: 9 out of 10

Excellent!

Dr. Kedar K. Deodhar
In-charge Cytopathology Section & EQAS Diagnostic Cytopathology
Professor of Pathology
Tata Memorial Centre



TATA MEMORIAL HOSPITAL

Dr. Ernest Borges Marg, Parel, Mumbai – 400 012. INDIA

Tel.: 91-22-2417 7000 (Extn: 4350& 4356) * Fax: 91-22-2414 6937 * E mail: cytology@tmc.gov.in * Website: <https://tmc.gov.in>

DEPARTMENT OF CYTOPATHOLOGY

EQAS – DIAGNOSTIC CYTOPATHOLOGY FEEDBACK REPORT – 2020

Cycle No.: 01

Participating laboratory: MIMER Medical College, Talegaon

Id Code : 34

Participating person: Dr. S. R. Joshi

Designation : Professor, Pathology

Case No. Source of Specimen	Tata Memorial Hospital Cytology Report	Final Diagnosis	Participant's Diagnosis	Concordance / Deviation	Remarks
N/04/2020/01 Rt. Buccal mucosa	Negative for dysplasia or malignancy.	Buccal mucosa Biopsy: Hyperplasia. Negative for dysplasia or malignancy.	Atypia-favor reactive. Mild dysplasia seen.	Minor deviation	<i>Interpretation error. Kindly don't use conflicting diagnoses.</i>
F/05/2020/01 Rt. Cervical LN. swelling	Reactive lymphadenitis. Negative for granuloma or malignancy.	Cervical LN biopsy - Reactive lymph node.	Reactive lymphadenitis. Negative for malignancy.	Concordance	

Total score: 9 out of 10

Excellent!

Dr. Kedar K. Deodhar
In-charge Cytopathology Section & EQAS Diagnostic Cytopathology
Professor of Pathology
Tata Memorial Centre



TATA MEMORIAL HOSPITAL

Dr. Ernest Borges Marg, Parel, Mumbai – 400 012. INDIA

Tel.: 91-22-2417 7000 (Extn: 4350& 4356) * Fax: 91-22-2414 6937 * E mail: cytology@tmc.gov.in * Website: <https://tmc.gov.in>

DEPARTMENT OF CYTOPATHOLOGY EQAS – DIAGNOSTIC CYTOPATHOLOGY FEEDBACK REPORT – 2020

Cycle No.: 02

Participating laboratory: MIMER Medical College, Talegaon

Id Code : 34

Participating person: Dr. S. R. Joshi

Designation : Professor, Pathology

Case No. Source of Specimen	Tata Memorial Hospital Cytology Report	Final Diagnosis	Participant's Diagnosis	Concordance / Deviation	Remarks
N/04/2020/02 Urine	High grade urothelial carcinoma. (TPS-2013).	Bladder biopsy-High grade urothelial carcinoma.	High grade urothelial carcinoma.	Concordance	
F/05/2020/02 Rt. Axillary LN	Metastatic carcinoma.	LN biopsy-Metastatic carcinoma.	Metastatic ductal carcinoma (Positive for malignancy).	Concordance	

Total score: 7 out of 10

Good!

Dr. Kedar K. Deodhar
In-charge Cytopathology Section & EQAS Diagnostic Cytopathology
Professor of Pathology
Tata Memorial Centre



TATA MEMORIAL HOSPITAL

Dr. Ernest Borges Marg, Parel, Mumbai – 400 012. INDIA
Tel.: 91-22-2417 7000 (Extn: 4350& 4356) * Fax: 91-22-2414 6937 * E mail: cytology@tmc.gov.in * Website: <https://tmc.gov.in>

DEPARTMENT OF CYTOPATHOLOGY
EQAS – DIAGNOSTIC CYTOPATHOLOGY FEEDBACK REPORT – 2019
Cycle No.: 01

Participating laboratory: MIMER Medical College, Talegaon
Id Code : 34

Participating person: Dr. S. R. Joshi
Designation : Professor, Pathology

Case No. Source of Specimen	Tata Memorial Hospital Cytology Report	Final Diagnosis	Participant's Diagnosis	Concordance / Deviation	Remarks
F/04/2019/01 Lt. Buccal mucosa	Negative for dysplasia or malignancy.	Biopsy: Hyperplastic and hyperkeratotic squamous epithelium. Negative for dysplasia or malignancy	Negative for malignancy.	Concordance	
F/05/2019/01 FNA Rt. Neck node	Metastatic squamous carcinoma.	Cervical LN biopsy: Metastatic Squamous carcinoma.	Metastases of squamous cell carcinoma.	Concordance	

Total score: 9 out of 10

Excellent!

Dr. Kedar K. Deodhar
In-charge Cytopathology Section & EQAS Diagnostic Cytopathology
Professor of Pathology
Tata Memorial Centre



TATA MEMORIAL HOSPITAL

Dr. Ernest Borges Marg, Parel, Mumbai – 400 012. INDIA
Tel.: 91-22-2417 7000 (Extn: 4350& 4356) * Fax: 91-22-2414 6937 * E mail: cytology@tmc.gov.in * Website: https://tmc.gov.in

DEPARTMENT OF CYTOPATHOLOGY EQAS – DIAGNOSTIC CYTOPATHOLOGY FEEDBACK REPORT – 2019 Cycle No.: 02

Participating laboratory: MIMER Medical College, Talegaon
Id Code : 34

Participating person: Dr. S. R. Joshi
Designation : Professor, Pathology

Case No. Source of Specimen	Tata Memorial Hospital Cytology Report	Final Diagnosis	Participant's Diagnosis	Concordance / Deviation	Remarks
N/04/2019/02 Lt. Buccal mucosa	Negative for dysplasia or malignancy.	Buccal mucosa Biopsy: Hyperplastic/Hyperkeratotic squamous epithelium. Negative for dysplasia or malignancy.	Negative for malignancy.	Concordance	
F/05/2019/02 Rt. Thyroid swelling	Colloid goitre. TBS Cat. II. Negative for malignancy.	Thyroid Biopsy-Colloid goitre. Negative for malignancy.	TBSRTC-II colloid goitre.	Concordance	

Total score: 10 out of 10

Excellent!

Dr. Kedar K. Deodhar
In-charge Cytopathology Section & EQAS Diagnostic Cytopathology
Professor of Pathology
Tata Memorial Centre



TATA MEMORIAL HOSPITAL

Dr. Ernest Borges Marg, Parel, Mumbai – 400 012. INDIA

Tel.: 91-22-2417 7000 (Extn: 4350 & 4356) * Fax: 91-22-2414 6937 * E mail: cytology@tmc.gov.in * Website: https://tmc.gov.in

DEPARTMENT OF CYTOPATHOLOGY
EQAS – DIAGNOSTIC CYTOPATHOLOGY FEEDBACK REPORT – 2018
Cycle No.: 01

Participating laboratory: Maharashtra Institute of Medical Education & Research
(MIMER) Medical College, Talegaon


Participating person: Dr. Sneha R. Joshi

Id Code : 34

Designation : Professor

Case No. Source of Specimen	Tata Memorial Hospital Cytology Report	Final Diagnosis	Participant's Diagnosis	Concordance / Deviation	Remarks
N/04/2018/01 CSF	Acute meningitis. Negative for malignancy.	Patient treated with intravenous antibiotics, responded well to treatment and now asymptomatic, repeat CSF examinations did not show inflammation.	Malignancy. ALL.	Major deviation	Interpretation error.
F/05/2018/01 FNA Rt. SC LN	Metastatic Adenocarcinoma	Lung biopsy: Adenocarcinoma.	Squamous cell carcinoma.	Minor deviation	Tumour typing error.

Total score: 4 out of 10 Below average (Scope for improvement-needs training)


Dr. Kedar R. Deodhar
In-charge Cytopathology Section & EQAS Diagnostic Cytopathology
Professor of Pathology
Tata Memorial Centre



TATA MEMORIAL HOSPITAL

Dr. Ernest Borges Marg, Parel, Mumbai – 400 012. INDIA
Tel.: 91-22-2417 7000 (Extn: 4350 & 4356) * Fax: 91-22-2414 6937 * E mail: cytology@tmc.gov.in * Website: <https://tmc.gov.in>

DEPARTMENT OF CYTOPATHOLOGY EQAS – DIAGNOSTIC CYTOPATHOLOGY FEEDBACK REPORT – 2018 Cycle No.: 02

Participating laboratory: Maharashtra Institute of Medical Education & Research
(MIMER) Medical College, Talegaon

Participating person: Dr. Smita Bhide

Id Code : 34

Designation : Professor

Case No. Source of Specimen	Tata Memorial Hospital Cytology Report	Final Diagnosis	Participant's Diagnosis	Concordance / Deviation	Remarks
F/04/2018/02 FNA Rt. Parotid	Low grade salivary gland tumor, consistent with pleomorphic adenoma.	Parotidectomy: Benign salivary gland neoplasm. S/o Pleomorphic adenoma.	Pleomorphic adenoma. Negative for malignancy.	Concordance	
F/05/2018/02 FNA Liver	Hepatocellular carcinoma.	Liver Biopsy: Hepatocellular carcinoma.	Hepatocellular carcinoma.	Concordance	

Total score: 9 out of 10

Excellent!

Dr. Kedar K. Deodhar
In-charge Cytopathology Section & EQAS Diagnostic Cytopathology
Professor of Pathology
Tata Memorial Centre



TATA MEMORIAL HOSPITAL

Dr. Ernest Borges Marg, Parel, Mumbai - 400 012, INDIA

Tel.: 91-22-2417 7000 (Extn: 4350 & 4356) * Fax: 91-22-2414 6937 * E mail: cytology@tmc.gov.in * Website: https://tmc.gov.in

DEPARTMENT OF CYTOPATHOLOGY

EQAS - DIAGNOSTIC CYTOPATHOLOGY FEEDBACK REPORT - 2017

Cycle No.: 01

Participating laboratory: Maharashtra Institute of Medical Education & Research
(MIMER) Medical College, Talegaon

Participating person: Dr. Sneha Joshi

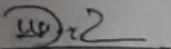
Code : 34

Designation : Professor & HOD

Case No. Source of Specimen	Tata Memorial Hospital Cytology Report	Final Diagnosis	Participant's Diagnosis	Concordance / Deviation	Remarks
N/04/2017/01 Urine	Acute inflammation Negative for malignancy	Cystoscopy - NAD Repeat urine cytology- No inflammation Negative for malignancy	Atypia-suspect malignancy. Single cell with scanty cytoplasm enlarged nuclei with prominent nucleoli.	Major deviation	Interpretation error.
F/05/2017/01 FNA Thyroid	Papillary Thyroid Carcinoma (Bethesda Category VI)	Hemithyroidectomy- Papillary Thyroid Carcinoma	Papillary carcinoma of thyroid.	Concordance	Please use TBS categorization in addition to descriptive diagnosis.

Total score: 6 out of 10

Average (Scope for improvement)


Dr. Kedar K. Deodhar

In-charge Cytopathology Section & EQAS Diagnostic Cytopathology
Professor of Pathology
Tata Memorial Centre



TATA MEMORIAL HOSPITAL

Dr. Ernest Borges Marg, Parel, Mumbai - 400 012, INDIA

Tel.: 91-22-2417 7000 (Extn: 4350 & 4356) * Fax: 91-22-2414 6937 * E mail: cytology@tmc.gov.in * Website: https://tmc.gov.in

DEPARTMENT OF CYTOPATHOLOGY

EQAS - DIAGNOSTIC CYTOPATHOLOGY FEEDBACK REPORT - 2017

Cycle No.: 02

Participating laboratory: Maharashtra Institute of Medical Education & Research
(MIMER) Medical College, Talegaon

Participating person: Dr. Sneha Joshi

Code : 34

Designation : Professor & H.O.D

Case No. Source of Specimen	Tata Memorial Hospital Cytology Report	Final Diagnosis	Participant's Diagnosis	Concordance / Deviation	Remarks
N/04/2017/02 Lt. Buccal Mucosa Scrape	Negative for dysplasia or malignancy.	Lt. Buccal Mucosa biopsy- Negative for dysplasia or malignancy	Negative for malignancy.	Concordance	
F/05/2017/02 FNA Breast	Duct carcinoma.	Rt. Breast lumpectomy- Infiltrating duct carcinoma, grade III	Positive for malignancy. Infiltrating Duct Carcinoma- Breast.	Concordance	

Total score: 6 out of 10

Average (Scope for improvement)

Dr. Kedar K. Deodhar
In-charge Cytopathology Section & EQAS Diagnostic Cytopathology
Professor of Pathology
Tata Memorial Centre

BIO-RAD

Certificate of Achievement

EQAS External Quality Assurance Services

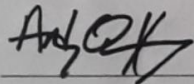
MIMER MEDICAL COLLEGE

Laboratory 15361

Has successfully completed the Quality Assessment Program for

Hematology

Cycle 14: April 2019 – March 2020



Andy Quintenz
Scientific and Professional
Affairs Manager

Bio-Rad Laboratories
9500 Jeronimo Road
Irvine, CA 92618 USA



Printed in the USA

BIO-RAD

Certificate of Achievement

EQAS External Quality Assurance Services

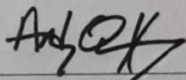
MIMER MEDICAL COLLEGE

Laboratory 15361

Has successfully completed the Quality Assessment Program for

Hematology

Cycle 12: April 2017 – February 2018



Andy Quintenz
Scientific and Professional
Affairs Manager

Bio-Rad Laboratories
9500 Jeronimo Road
Irvine, CA 92618 USA



Passing criteria: \geq 75% response rate with results within \pm 3.0 Z-score, or consensus, for at least one analyte during the course of the cycle



Printed in the USA

BIO-RAD

Certificate of Achievement

EQAS External Quality Assurance Services

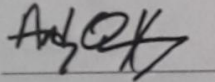
MIMER MEDICAL COLLEGE

Laboratory 15361

Has successfully completed the Quality Assessment Program for

Hematology

Cycle 11: April 2016 – February 2017



Andy Quintenz
Scientific and Professional
Affairs Manager

Bio-Rad Laboratories
9500 Jeronimo Road
Irvine, CA 92618 USA



Passing criteria: $\geq 75\%$ response rate with results within ± 3.0 Z-score, or consensus, for at least one analyte during the course of the cycle

Revised by: 06/2016

BIO-RAD

Certificate of Achievement

EQAS External Quality Assurance Services

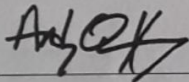
MIMER MEDICAL COLLEGE

Laboratory 15361

Has successfully completed the Quality Assessment Program for

Hematology

Cycle 10: April 2015 – February 2016



Andy Quintenz
Scientific and Professional
Affairs Manager

Bio-Rad Laboratories
9500 Jeronimo Road
Irvine, CA 92618 USA



Printed in the USA

EXTERNAL QUALITY ASSURANCE PROGRAMME (EQAS) in HISTOPATHOLOGY



Jointly Organized by :
**Indian Association of Pathologists & Microbiologists (IAPM) &
All India Institute of Medical Sciences (AIIMS)**

Lab Code :**264**.....

This is to certify that
Maharashtra Institute of Medical Education and Research Medical College, Pune
represented by
Prof. & Head
has successfully participated in the
External Quality Assurance Programme (EQAS) in Histopathology
for the year **2021**
conducted at
Department of Pathology, All India Institute of Medical Sciences, New Delhi


Dr. Asaranti Kar
Honorary Secretary, IAPM




Prof. Manoj Kumar Singh
Coordinator, EQAS

**EXTERNAL QUALITY ASSURANCE PROGRAMME (EQAS)
in
HISTOPATHOLOGY**




Jointly Organized by :
**Indian Association of Pathologists & Microbiologists (IAPM) &
All India Institute of Medical Sciences (AIIMS)**

Lab Code : **264**


This is to certify that
Maharashtra Institute of Medical Education and Research Medical College, Pune
represented by
Prof. & Head

has successfully participated in the
External Quality Assurance Programme (EQAS) in Histopathology
for the year 2020
conducted at

Department of Pathology, All India Institute of Medical Sciences, New Delhi


Dr. Asaranti Kar
Honorary Secretary, IAPM




Prof. Manoj Kumar Singh
Coordinator, EQAS

EXTERNAL QUALITY ASSURANCE PROGRAMME (EQAS)
in
HISTOPATHOLOGY



Jointly Organized by :
Indian Association of Pathologists & Microbiologists (IAPM) &
All India Institute of Medical Sciences (AIIMS)

Lab Code :**264**.....

This is to certify that
Maharashtra Institute of Medical Education and Research Medical College, Pune
represented by
Prof. & Head

has successfully participated in the
External Quality Assurance Programme (EQAS) in Histopathology
for the year 2019
conducted at

Department of Pathology, All India Institute of Medical Sciences, New Delhi

Dr. Sharada Rane
Honorary Secretary, IAPM



Prof. Manoj Kumar Singh
Coordinator, EQAS

EXTERNAL QUALITY ASSURANCE PROGRAMME (EQAS)
in
HISTOPATHOLOGY




Jointly Organized by :
**Indian Association of Pathologists & Microbiologists (IAPM) &
All India Institute of Medical Sciences (AIIMS)**


Lab Code :**264**.....

This is to certify that
Maharashtra Institute of Medical Education and Research, Pune
represented by
Prof. & Head
has successfully participated in the
External Quality Assurance Programme (EQAS) in Histopathology
for the year 2018
conducted at

Department of Pathology, All India Institute of Medical Sciences, New Delhi


Dr. Pradeep Vaideeswar
Honorary Secretary, IAPM




Prof. Manoj K. Singh
Coordinator, EQAS

**EXTERNAL QUALITY ASSURANCE PROGRAMME (EQAS)
in
HISTOPATHOLOGY**




Jointly Organized by :
**Indian Association of Pathologists & Microbiologists (IAPM) &
All India Institute of Medical Sciences (AIIMS)**


Lab Code :**264**.....

This is to certify that
MIMER Medical College, Pune
represented by
Prof. & Head
has successfully participated in the
External Quality Assurance Programme (EQAS) in Histopathology
for the year 2017
conducted at

Department of Pathology, All India Institute of Medical Sciences, New Delhi


Dr. Pradeep Vaideeswar
Honorary Secretary, IAPM




Prof. Manoj K. Singh
Coordinator, EQAS



PC-1033



**The Department of Clinical Microbiology
Christian Medical College
Vellore-632 004**

Certificate

This is to certify that

Department of Microbiology

Maharashtra Institute of Medical Education and Research - Pune

LAB CODE NO: 970

Participated in the Microbiology

External Quality Assessment Scheme

Basic Bacteriology and Serology: Tier 1

under the aegis of

Indian Association of Medical Microbiologists (IAMM)

for the year 2021.

Balaji Veeraraghavan

**Balaji Veeraraghavan, MD., Ph.D., FRCP,
Microbiology EQAS Coordinator
Dept. of Clinical Microbiology
Christian Medical College
Vellore-632 004**



**The Department of Clinical Microbiology
Christian Medical College
Vellore-632 004**

NABL ACCREDITED PT PROVIDER (PC 1033) : ISO / IEC 17043 : 2010

Certificate

This is to certify that

Department of Microbiology

Maharashtra Institute of Medical Education and Research - Pune

LAB CODE NO: 970

Participated in the Microbiology

External Quality Assessment Scheme

Basic Bacteriology and Serology: Tier 1

under the aegis of

Indian Association of Medical Microbiologists (IAMM)


for the year 2020.



Certificate No. PC-1033
NABL PT Accredited Laboratory

Balaji

Balaji Veeraraghavan, MD., Ph.D., FRCP,
Microbiology EQAS Coordinator
Dept. of Clinical Microbiology
Christian Medical College
Vellore-632 004



The Department of Clinical Microbiology
Christian Medical College
Vellore-632 004

NABL ACCREDITED PT PROVIDER (PC 1033) : ISO / IEC 17043 : 2010

Certificate

This is to certify that

Department of Microbiology

Maharashtra Institute of Medical Education and Research - Pune

LAB CODE NO: 970

Participated in the Microbiology

External Quality Assessment Scheme

Basic Bacteriology and Serology: Tier 1

under the aegis of

Indian Association of Medical Microbiologists (IAMM)


for the year 2019.



Certificate No. PC-1033
NABL PT Accredited Laboratory

V. Balaji

Balaji Veeraraghavan, MD., Ph.D., FRCP.,
Microbiology EQAS Coordinator
Dept. of Clinical Microbiology
Christian Medical College
Vellore-632 004



The Department of Clinical Virology
Christian Medical College, Vellore - 632 004, Tamil Nadu

Certifies that

**Maharashtra Institute of Medical Education and Research,
Pune, Maharashtra**

Lab ID : 970

participated in the following Serology Panels :

1. Blood Borne Virus Serology

*of the CMCVIRROEQAS program under the aegis of Indian
Association of Medical Microbiologists (IAMM) for the
year 2018.*



Dr. Rajesh Kannangai
CMCVIRROEQAS Coordinator
Dept. of Clinical Virology
Christian Medical College,
Vellore, Tamil Nadu - 632 004

**PARTICIPATION
CERTIFICATE**





**The Department of Clinical Microbiology
Christian Medical College
Vellore-632 004**

NABL ACCREDITED PT PROVIDER (PC 1033) : ISO / IEC 17043 : 2010

Certificate

This is to certify that

Department of Microbiology

Maharashtra Institute of Medical Education and Research - Pune


LAB CODE NO: 970

*Participated in the Microbiology
External Quality Assessment Scheme
Basic Bacteriology and Serology: Tier 1
under the aegis of*

*Indian Association of Medical Microbiologists (IAMM)
for the year 2018.*

V. Balaji

**Balaji Veeraraghavan, MD., Ph.D., FRCP.,
Microbiology EQAS Coordinator
Dept. of Clinical Microbiology
Christian Medical College
Vellore-632 004**



The Department of Clinical Virology
Christian Medical College, Vellore - 632 004, Tamil Nadu

Certifies that

DEPT OF MICROBIOLOGY - MIMER MEDICAL COLLEGE

LAB ID : 970

**PARTICIPATION
CERTIFICATE**

participated in the following Serology Scheme:

Blood Borne Viral Screen / ~~Hepatitis Serology~~ /

~~Dengue Serology~~ / ~~Acute hepatitis Screen~~ of the


VIROEQAS program under the aegis of

Indian Association of Medical Microbiologists (IAMM)

for the year 2017

Dr. Rajesh Kannangai
VIROEQAS Coordinator
Dept. of Clinical Virology
Christian Medical College,
Vellore, Tamil Nadu - 632 004





**The Department of Clinical Microbiology
Christian Medical College
Vellore-632 004**

Certificate

This is to certify that

Department of Microbiology

Maharashtra Institute Of Medical Education And Research - Pune

LAB CODE NO: 970

**Participated in the Microbiology
External Quality Assessment Scheme**

(Basic Bacteriology and Serology:

Tier 1) under the aegis of

Indian Association of

Medical Microbiologists (IAMM)

for the year 2017.

Balaji

**Balaji Veeraraghavan, MD., Ph.D., FRCP.,
Microbiology EQAS Coordinator
Dept. of Clinical Microbiology
Christian Medical College
Vellore-632 004**

Date : 28.12.2016

Code No: MAA970

Indian Association of Medical Microbiologists

External Quality assessment Scheme (EQAS)

PARTICIPATION CERTIFICATE

DEPARTMENT OF MICROBIOLOGY
MIMER MEDICAL COLLEGE – PUNE, MAHARASHTRA

has participated in the Clinical Microbiology & Serology EQAS
under the auspices of the IAMM for the year 2016.

Mary Jesudason
Prof. Mary V. Jesudason, MD., DCP., FAMS.

K. Lily Therese
Prof. K. Lily Therese, Ph.D., Dr. J. Maathi Ph. D.

Joint – EQAS Co-ordinators

Madhavan
Advisor : Prof. H. N. Madhavan, M.D., Ph.D., FAMS.

Subcommittee:

Dr. T. Jacob John, Dr. V. Ravi, Dr. S. Badrinath, Dr. B. L. Sherwal (Sec. IAMM), Dr. Mary V. Jesudason,
Dr. H. N. Madhavan, Dr. K. Lily Therese, Dr. V. Balaji, Dr. K. Rajesh

Department of Clinical Biochemistry
Christian Medical College, Vellore - 632004



CMC EXTERNAL QUALITY ASSURANCE SCHEME
(Under the aegis of ACBI)

Certificate of Participation

This is to certify that
MIMER MEDICAL COLLEGE
HEAD OF BIOCHEMISTRY, PUNE
Lab No. 6518 has participated
in the Chemistry I Program of the External Quality Assurance Scheme
during the year 2021.

Pamela Christudoss

Dr. Pamela Christudoss, M.Sc., Ph.D.,
EQAS Coordinator
Professor of Clinical Biochemistry



Department of Clinical Biochemistry
Christian Medical College, Vellore - 632004



Certificate No. PC-1024
NABL PT Accredited Laboratory

CMC EXTERNAL QUALITY ASSURANCE SCHEME

(Under the aegis of ACBI)

Certificate of Participation

This is to certify that

PROFESSOR & HEAD OF BIOCHEMISTRY

PUNE

Lab No.6518..... has participated

*in the Chemistry I Program of the External Quality Assurance Scheme
during the year 2020.*

Pamela Christudoss

Dr. Pamela Christudoss, M.Sc., Ph.D.,

EQAS Coordinator

Professor of Clinical Biochemistry

BIO-RAD

Certificate of Achievement


EQAS External Quality Assurance Services

MIMER MEDICAL COLLEGE

Laboratory 15361

Has successfully completed the Quality Assessment Program for

Clinical Chemistry (Monthly)
Cycle 16: July 2017 – June 2018



Andy Quintenz
Scientific and Professional
Affairs Manager

Bio-Rad Laboratories
9500 Jeronimo Road
Irvine, CA 92618 USA



Proficiency criteria: This organization will submit within a 30.02 score, or equivalent, for at least one analyte during the course of the cycle.

BIO-RAD

Certificate of Achievement

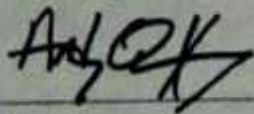
EQAS External Quality Assurance Services

MIMER MEDICAL COLLEGE

Laboratory 15361

Has successfully completed the Quality Assessment Program for

Clinical Chemistry (Monthly)
Cycle 15: July 2016 – June 2017



Andy Quintenz
Scientific and Professional
Affairs Manager

Bio-Rad Laboratories
9500 Jarameno Road
Irvine, CA 92618 USA



Passing criteria: ≥ 75% response rate with results within ± 3.0 Z-score, or continuous for at least one analyte during the course of the cycle



BIO-RAD

Certificate of Achievement

EQAS External Quality Assurance Services

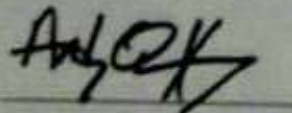
MIMER MEDICAL COLLEGE

Laboratory 15361

Has successfully completed the Quality Assessment Program for

Clinical Chemistry (Monthly)

Cycle 14: July 2015 – June 2016



Andy Quintenz
Scientific and Professional
Affairs Manager

Bio-Rad Laboratories
2500 Jamboree Road
Irvine, CA 92618 USA

